

BILANCI ENERJITIK 4 MUJORI I 2026 (MWh)

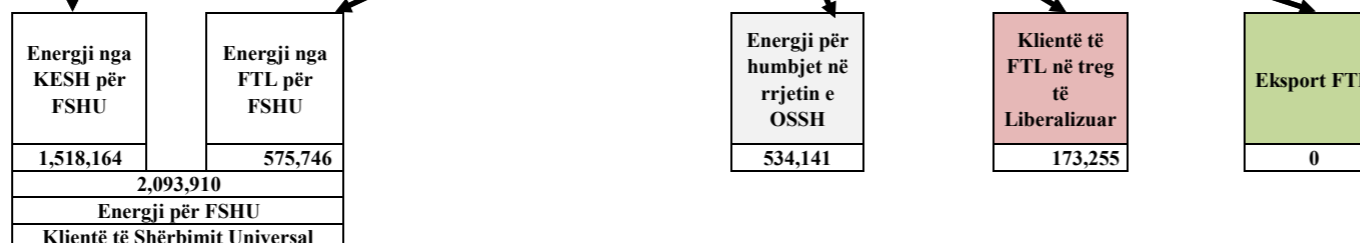
Prodhimi neto publik	
Prodhimi Neto KESH sh.a. (përshirë prodhimi i Karavasta Solar sh.p.k.)	
2,025,837	
Blerje KESH në treg të liberalizuar	28,800
<b>Prodhim+Blerje</b>	<b>2,054,637</b>
Shkëmbime (hyrje) KEK	7,653
Shkëmbime (dalje) KEK	
(KEK i detyrohet KESH sh.a.)	
Energji për FSHU sh.a nga KESH sh.a	1,518,164

Prodhuar nga PPE në rrjetin e OSSH				Prodhuar nga PPE në rrjetin e OST			Centralët Fotovoltaikë (në treg të lirë (OST+OSSH))
HEC Lanabregas	HEC.Priv/Kon në Rrjetin e OSSH për FTL	HEC-e në Rrjetin e OSSH në treg të lirë	Centralët Fotovoltaikë (kontratë FTL)	HC.Priv/Kon në Rrjetin e OST për FTL	HEC Ashta	Prodhues hidro të pavarur në rrjetin e OST	
7,991	496,097	85,840	50,487	541,226	105,346	912,640	179,517

Prodhim neto vendas 2026
4,404,981

Energji e siguruar nga FTL					
Blerje HEC Lanabregas	Blerje HC.Priv/Kon në Rrjetin e OSSH për FTL	Blerje nga centralët Fotovoltaikë	Blerje HC.Priv/Kon në Rrjetin e OST për FTL	Blerje Neto Ashta	Energji e blerë në treg të liberalizuar nga FTL+FSHU
7,991	496,097	50,487	541,226	105,346	81,995
1,283,142					

Balanca në interkoneksion (import)
1,293,545



Konsumi vendas i energjisë elektrike
3,111,436

Burimi: OST sha; KESH sha; OSSH sha; FSHU sha; FTL sha; (OSHEE Group sha)

TABELA ME TE DHENA PERIODIKE (MUJORE) TE OSHEE Sh.a 2026			Janar	Shkurt	Mars	Prill	Progresive
<b>A</b>	<b>Energji Totale e Hyrë në OSHEE Sh.a (MWh)</b>		<b>873,902</b>	<b>720,174</b>	<b>691,913</b>	<b>572,022</b>	<b>2,850,011</b>
A.1	Energji e transmetuar nepermjet OST per llogari te OSHEE Sh.a	A.1=Sum(A.1.1, A.1.9)+A.1.10	731,775	556,476	573,205	441,980	2,303,436
A.1.1	Nga KESH, të tjerë në rrjetin e OSSH		503,054	314,713	425,472	274,925	1,518,164
A.1.2	Nga OST si import i OSHEE Sh.a (Energji e blerë në ALPEX për FSHU dhe FTL)		18,704	28,642	19,476	15,173	81,995
A.1.3.1	Energji e transmetuar per klientet 35/20/10 KV (te dal ne treg te parregulluar furnizues te tjere)		14,753	13,502	14,657	14,859	57,772
A.1.3.2	Energji e transmetuar per klientet 35/20/10KV (furnizues FTL)		52,109	44,843	43,065	33,239	173,255
A.1.4	Nga OST per llogari te kliente te OSHEE Sh.a prodhuar nga HEC-et ne rrjetin e transmetimit		195,263	199,619	113,599	137,023	645,505
A.1.5	Nga TEC VLORA nepermjet OST		n/a	n/a	n/a	n/a	n/a
A.1.6	Nga Bistrica 1,2 nepermjet OST		n/a	n/a	n/a	n/a	n/a
A.1.7	Export OSHEE Group Sh.a		-	-	-	-	-
A.2	Energji elektrike e injektuar ne OST nga Hec-et Lokale		89,302	113,897	69,787	93,397	366,383
A.3	Energji e transmetuar direkt ne rrjetin e OSHEE Sh.a	A.3 = Sum(A.3.1, A.3.3)	142,127	163,697	118,708	130,042	554,575
A.3.1	HEC Ulez, Lanabregas		2,085	2,560	1,924	1,421	7,991
A.3.2	Impjantet Private/me Koncesion		133,507	151,363	100,707	110,520	496,098
A.3.3	Burimet e Rinovueshme Fotovoltajk (BRE)		6,535	9,774	16,077	18,101	50,487
A.3.4	Prodhim i injektuar ne OSSH nga BRE-E t ne Treg te Parregulluar		25,632	30,327	21,273	27,340	104,572
<b>B</b>	<b>Energji Totale ne Rrjetin e Shperndarjes (MWh)</b>	B=A+ A.1.3+A.2	<b>963,204</b>	<b>834,071</b>	<b>761,700</b>	<b>665,420</b>	<b>3,224,395</b>
<b>C</b>	<b>Humbjet Totale ne Rrjetin e Shperndarjes (MWh)</b>	C=B-A.1+C.2+C.3	<b>178,831</b>	<b>128,374</b>	<b>141,250</b>	<b>85,685</b>	<b>534,141</b>
C.1	Humbje Teknike njesite e TL (MWh)		11,156	11,270	9,400	8,951	40,777
C.2	Humbje Teknike ne Zona (MWh)		123,224	92,030	89,555	61,708	366,517
C.3	Humbje JoTeknike ne Zona (MWh)		44,450	25,075	42,296	15,025	126,847
<b>C.1</b>	<b>Humbjet Totale ne OSHEE Sh.a (%)</b>	C.1=C/B	<b>18.57%</b>	<b>15.39%</b>	<b>18.54%</b>	<b>12.88%</b>	<b>16.57%</b>
C.1.1	Humbje Teknike njesite e TL (%)		1.16%	1.35%	1.23%	1.35%	1.26%
C.2.1	Humbje Teknike ne Zona (%)		12.95%	11.19%	11.91%	9.41%	11.52%
C.3.1	Humbje JoTeknike ne Zona (%)		4.61%	3.01%	5.55%	2.26%	3.93%
<b>D</b>	<b>Energjia e perdorur ne Rrjetin e Shperndarjes</b>	D=Sum(D.1-D.7)	<b>784,372</b>	<b>705,696</b>	<b>620,450</b>	<b>579,734</b>	<b>2,690,253</b>
D.1	Shitur Klienteve FMF (MWh)	D.1=D.1.1+D.1.2	<b>30,757</b>	<b>24,264</b>	<b>27,506</b>	<b>22,506</b>	<b>105,032</b>
D.1.1	Shitur Klienteve FMF Privat (MWh)		-	-	-	-	-
D.1.2	Shitur Klienteve FMF JoBuxhetore(MWh)		2,215	2,127	1,526	1,439	7,306
D.1.3	Shitur Klienteve FMF 20/10/6 (MWh)		28,542	22,137	25,980	21,067	97,727
D.2	Shitur Klienteve Private (MWh)	D.2=D.2.1+D.2.2+D.2.3	<b>125,599</b>	<b>111,599</b>	<b>106,433</b>	<b>101,546</b>	<b>444,871</b>
D.2.1	Shitur nga rrjeti i Transmetimit per llogari te OSHEE Sh.a		-	-	-	-	-
D.2.2	Shitur per nevoja te veta te OSHEE Sh.a		568	489	479	396	1,930
D.2.3	Shitur Klienteve Private (pa ate per nevoja te veta dhe Ne TL)		124,725	111,111	105,954	101,150	442,940
D.3	Shitur Klienteve JoBuxhetore (MWh)		4,072	3,462	4,053	2,785	14,372
D.4	Shitur Klienteve Buxhetore (MWh)		19,576	17,497	16,382	12,646	66,101
D.5	Shitur Klienteve Familjare (MWh)	D.5=D.5.1+D.5.2	<b>445,740</b>	<b>374,587</b>	<b>336,953</b>	<b>294,430</b>	<b>1,451,711</b>
D.5.1	Shitur Klienteve Familjare (MWh)		436,070	365,309	327,740	285,051	1,414,170
D.5.2	Shitur Klienteve Familjare per Ambientet e Perbashketa		9,671	9,278	9,213	9,379	37,541
D.5.3	Demi Ekonomik (aplikimi vendimit te ERE 232/2019)		1,280	698	184	3,012	5,173
D.5.4	Shitur Stacioneve te Karrikimit		1,491	1,348	1,429	1,314	5,582
D.6	Energji elektrike e injektuar ne OST nga Hec-et Lokale	D.6=A.2	89,302	113,897	69,787	93,397	366,383
D.7	Energji elektrike e perdorur nga klientet ne treg te parregulluar	D.7	66,862	58,345	57,723	48,098	231,028
<b>E</b>	<b>Faturuar muaji Parardhes (000/leke)</b>		<b>7,544,780</b>	<b>7,974,193</b>	<b>6,746,624</b>	<b>6,285,513</b>	<b>28,551,109</b>
<b>F</b>	<b>Arketimet e muajit aktual FSHU (000 leke)</b>	G=F.1+F.2+F.3+F.4	<b>7,175,627</b>	<b>7,141,694</b>	<b>7,104,974</b>	<b>6,535,065</b>	<b>27,957,360</b>
F.1	Arketuar per faturat korrente te vitit aktual		55,635	5,261,951	4,321,318	3,966,466	13,605,370
F.3	Arketuar per faturat e tjera te vitit aktual		-	-	1,552,785	1,796,577	3,349,363
F.4	Arketuar per faturat e tjera te viteve te kaluara		<b>7,119,992</b>	<b>1,879,743</b>	<b>1,230,870</b>	<b>772,022</b>	<b>11,002,627</b>
<b>F.1</b>	<b>Arketimet e muajit aktual FSHU (%)</b>	F.1=F/E	<b>95.1%</b>	<b>89.6%</b>	<b>105.3%</b>	<b>104.0%</b>	<b>97.9%</b>
F.1.1	Arketuar per faturat korrente te vitit aktual (%)	F.1.1=F.1/E	0.7%	66.0%	64.1%	63.1%	47.7%
F.1.3	Arketuar per faturat e tjera te vitit aktual (%)	F.1.3=F.3/E	0.0%	0.0%	23.0%	28.6%	11.7%
F.1.4	Arketuar per faturat e tjera te viteve te kaluara (%)	F.1.4=F.4/E	94.4%	23.6%	18.2%	12.3%	38.5%
<b>G</b>	<b>Faturuar muaji Raportues (000/leke)</b>		<b>7,974,193</b>	<b>6,746,624</b>	<b>6,285,513</b>	<b>5,523,201</b>	<b>26,529,530</b>
<b>1</b>	<b>Nr. Konsumatoreve gjithsej (Nr.)</b>		<b>1,375,743</b>	<b>1,373,068</b>	<b>1,375,921</b>	<b>1,378,474</b>	<b>1,378,474</b>
<b>2</b>	<b>Fatura te emetuara me lexim konsumi (Nr.)</b>		<b>1,086,170</b>	<b>1,074,941</b>	<b>1,086,364</b>	<b>1,092,689</b>	<b>4,340,164</b>
<b>3</b>	<b>Sasia e energjise se faturuar me lexim konsumi (MWh)</b>						
<b>4</b>	<b>Fatura te emetuara me lexim "0" (Nr.)</b>						
<b>5</b>	<b>Nr. Faturave te emetuara pa lexim (energji e pa matur) (Nr.)</b>		<b>292,291</b>	<b>302,242</b>	<b>294,326</b>	<b>291,835</b>	<b>1,180,694</b>
<b>6</b>	<b>Sasia e energjise se faturuar si energji e pamatur (MWh)</b>						
<b>7</b>	<b>Nr. Faturave te emetuara pa lexim (demi ekonomik) (Nr.)</b>		<b>136</b>	<b>65</b>	<b>23</b>	<b>44</b>	<b>268</b>
<b>8</b>	<b>Sasia e faturuar si demi ekonomik (MWh)</b>		<b>1,280</b>	<b>698</b>	<b>184</b>	<b>3,012</b>	<b>5,173</b>
<b>9</b>	<b>Nr. Faturave per te cilat eshte arketuar kamat vonese (Nr.)</b>		<b>341,330</b>	<b>311,765</b>	<b>383,493</b>	<b>386,868</b>	<b>1,423,456</b>
<b>10</b>	<b>Vlera e Kamat vonesave te arketuara (000/leke)</b>		<b>72,780</b>	<b>62,894</b>	<b>73,603</b>	<b>81,424</b>	<b>290,701</b>

Shenime:

- Do te plotesohet kur te kete informacion nga OST dhe KESH
- Faturat korrente pershijne faturat me date pagese brenda dates se fundit te muajit pasardhes pas muajit kur leshohet fatura
- Faturat me vonese pershijne faturat me date pagese pertej dates se fundit te muajit pasardhes pas muajit kur leshohet fatura
- Perfaqeson numrin total te kontratave aktive
- Nese ne te njeten fature ka edhe konsum te lexuar edhe energji te pa matur, fatura eshte raportuar dy here ne te dyja kategorit
- Nese ne te njeten fature ka edhe konsum te lexuar edhe demi ekonomik, fatura eshte raportuar dy here ne te dyja kategorit
- Demi Ekonomik (aplikimi vendimit te ERE 232/2019). Nuk pershifhet ne strukturen e FSHU.

<b>BILANCI OSSH, FSHU, FTL 4- Mujor 2026</b>		
1	ENERGJI TOTALE E HYRË NË RRJETIN E OSSH-së	<b>2,858,011</b>
2	Energji e shitur nga KESH sh.a për FSHU sha	<b>1,518,164</b>
3	<b>ENERGJI NË HYRJE E BLERE NGA FTL (OSHEE sha)</b>	<b>1,283,142</b>
3.1	Blerë nga Prodhimi i PPE në rrjetin e OSSH	<b>554,575</b>
3.2	Blerë nga Prodhimi i PPE në rrjetin e OST	<b>646,572</b>
3.3	Blerë në Treg të Liberalizuar nga FTL	<b>81,995</b>
4	<b>ENERGJI NË DALJE NGA FTL (OSHEE sha)</b>	<b>1,283,142</b>
4.1	Energji nga FTL për FSHU	<b>575,746</b>
4.2	Energji nga FTL për humbjet OSSH	<b>534,141</b>
4.3	Energji e shitur nga FTL në treg të liberalizuar	<b>173,255</b>
4.4	Eksport i FTL	-
7	<b>ENERGJI QE KALON NË RRJETIN E OSSH-së</b>	<b>3,224,395</b>
7.1	Energji totale e transmetuar nga OST në rrjetin e Shpërndarjes	<b>2,565,248</b>
7.2	Energji e transmetuar direkt në rrjetin e Shpërndarjes nga impiantet e lidhur në rrjetin e Shpërndarjes	<b>292,763</b>
7.3	Energjia e ngitur në rrjetin e transmetimit nga centralet e lidhura në rrjetin e OSSH	<b>366,383</b>
8	<b>Humbje totale në rrjetin e OSSH-së (%)</b>	<b>16.57</b>

**Burimi: OSSH sha; FSHU sha; FTL sha / OSSH sha**


		Janar	Shkurt	Mars	Prill	4- Mujori	
<b>HYRJE</b>	<b>Dhene nga H/C e KESH ne rrjetin e Transmetimit</b>	645,077	557,556	466,459	292,454	<b>1,961,546</b>	<b>4,575,477</b>
	<b>Dhene nga H/C e me perparesi ne rrjetin e Transmetimit</b>	160,253	168,806	90,493	121,675	<b>541,226</b>	
	<b>Energji nga Hec-et Lokale levruar ne Rrjetin e Transmetimit (me ngritje)</b>	89,302	113,897	69,787	93,397	<b>366,383</b>	
	<b>Gjenerim KURUM (prodhues i pavarur)</b>	54,376	54,466	47,689	26,704	<b>183,236</b>	
	<b>Gjenerim Spv Blue 1 (prodhuese i pavarur)</b>	3,848	5,537	8,995	10,936	<b>29,317</b>	
	<b>Gjenerim Nova Solar</b>	5,611	6,774	9,735	9,715	<b>31,835</b>	
	<b>Gjenerim Erseka Solar Park 1</b>	1,737	2,355	4,021	4,513	<b>12,627</b>	
	<b>HEC ASHTA (prodhues i pavarur Kontr.me OSHEE)</b>	33,607	31,272	24,129	16,337	<b>105,346</b>	
	<b>HEC BANJE (prodhues i pavarur)</b>	42,324	44,426	34,450	14,892	<b>136,092</b>	
	<b>HEC MOGLICE (prodhues i pavarur)</b>	101,326	105,013	93,520	9,930	<b>309,788</b>	
	<b>HEC Gojan</b>	8,247	8,991	2,982	1,903	<b>22,123</b>	
	<b>HEC Gostimat</b>	18,267	21,872	12,904	12,987	<b>66,030</b>	
	<b>HEC Bishnica 1,2</b>	1,600	1,883	1,025	1,666	<b>6,173</b>	
	<b>Gjenerim Spv Blue 2</b>	3,890	5,617	8,173	9,031	<b>26,711</b>	
	<b>Gjenerim Sunny Side Solar</b>	7,322	9,740	12,466	11,560	<b>41,088</b>	
	<b>HEC PESHQESH-T1/637 (prodhues i pavarur)</b>	15,702	17,103	7,637	5,324	<b>45,766</b>	
	<b>HEC FANGU (prodhues i pavarur)</b>	44,854	43,511	25,926	8,183	<b>122,474</b>	
	<b>Gjenerim GREENNAT</b>		644	6,846	11,718	<b>19,208</b>	
<b>Gjenerim Lajthiza</b>	385	652	194	136	<b>1,367</b>		
<b>HEC Slabinja</b>	4,257	6,243	3,546	5,546	<b>19,592</b>		
<b>Gjenerim Karavasta Solar</b>	7,190	12,136	19,382	25,583	<b>64,291</b>		
<b>Importi(Hyre) nga Linjat e Interkonjeksionit</b>	108,846	27,554	190,415	136,444	<b>463,260</b>		
<b>DALJE</b>	<b>Humbjet ne Transmetim</b>	25,761	23,848	17,752	15,682	<b>83,044</b>	<b>4,575,477</b>
	<b>Transmetuar ne Rrjetin e Shperndarjes</b>	795,445	640,046	621,719	508,038	<b>2,565,248</b>	
	<b>Kliente ne treg te hapur (TL)</b>	30,214	36,365	50,262	53,540	<b>170,381</b>	
	<b>Eksporti (Dale) nga Linjat e Interkonjeksionit</b>	506,602	545,788	451,039	253,376	<b>1,756,805</b>	
	<b>Humbjet ne Transmetim</b>	25,761	23,848	17,752	15,682	83,044	
	<b>Humbjet ne Transmetim ne %</b>	1.90	1.91	1.56	1.89	1.81	

**Burimi: OST sha**

**Bilanci i Energjisë Elektrike OST sha për 4-mujorin e vitit 2026**

OST sha	Njësia e Matjes	Janar	Shkurt	Mars	Prill	Shuma 2026 [MWh]
	MWh					
Prodhimi Neto nga KESH GEN në Rrjetin e Transmetimit		645,077	557,556	466,459	292,454	1,961,546
Prodhimi nga HEC/HPP e vogla në Rrjetin e Transmetimit		89,302	113,897	69,787	93,397	366,383
Prodhimi nga PPE/IPP e mëdha në Rrjetin e Transmetimit		160,253	168,806	90,493	121,675	541,226
Prodhimi nga HEC Peshqesh		15,702	17,103	7,637	5,324	45,766
Prodhimi nga HEC Banja		42,324	44,426	34,450	14,892	136,092
Prodhimi nga HEC FANG		44,854	43,511	25,926	8,183	122,474
Prodhimi nga HEC Moglicë		101,326	105,013	93,520	9,930	309,788
Prodhimi nga Nova Sola Tr 1/322		5,611	6,774	9,735	9,715	31,835
Prodhimi nga Erseka Solar Park 1 Tr 1/328		1,737	2,355	4,021	4,513	12,627
Prodhimi nga Spv Blue 1 T1/139		3,848	5,537	8,995	10,936	29,317
Prodhimi nga Spv Blue 2 T1/605		3,890	5,617	8,173	9,031	26,711
Prodhimi nga Hec Gojan T1/338		8,247	8,991	2,982	1,903	22,123
Prodhimi nga Hec Gostima		18,267	21,872	12,904	12,987	66,030
Prodhimi nga Hec Bishnica 1,2		1,600	1,883	1,025	1,666	6,173
Prodhimi nga Hec Slabinja/350		4,257	6,243	3,546	5,546	19,592
Prodhimi nga Sunny Side Solar		7,322	9,740	12,466	11,560	41,088
Prodhimi nga HEC Ashta		33,607	31,272	24,129	16,337	105,346
Prodhimi nga GREENNAT			644	6,846	11,718	19,208
Prodhimi nga Lajthiza		385	652	194	136	1,367
Prodhimi nga KARAVASTA SOLAR		7,190	12,136	19,382	25,583	64,291
Prodhimi nga KURUM (Ulez-Shkopet&Bistrica1,2)		54,376	54,466	47,689	26,704	183,236
Eksporti (-) nga Linjat e Interkonjeksionit	D	506,602	545,788	451,039	253,376	1,756,805
Importi (+) nga Linjat e Interkonjeksionit	R	108,846	27,554	190,415	136,444	463,260
Balanca (Total Interkonjeksioni)	11=(R-D)	397,755	518,234	260,624	116,931	1,293,545
Energjia Totale në Marrje	12=(1+2+3+4+5+6)	1,358,022	1,246,048	1,140,772	830,636	4,575,477.4
Humbjet në Rrjetin e Transmetimit (përfshirë Nevojat Vetjake)	13	25,761	23,848	17,752	15,682	83,044
Humbjet në Rrjetin e Transmetimit %	14=13/12	1.90	1.91	1.56	1.89	1.81
Energjia Totale në Dhënie	15=(12-13)	1,332,260	1,222,199	1,123,021	814,953	4,492,433.5
Transmetuar në Linjat e Interkonjeksionit	16=D	506,602	545,788	451,039	253,376	1,756,804.6
Transmetuar tek Klientët e Kualifikuar		30,214	36,365	50,262	53,540	170,381
EL220-L220KURUM/337		507.0	359.9	363	342	1,572.4
F.ARRES-T3/653		1,392.2	1,318.0	1,398	1,308	5,416.6
Titan T1,T2		9,775.7	8,658.9	7,967	8,376	34,777.5
FUSHE KRUIJE 220kV-T2/058		5,779.4	1,848.5	6,595	10,601	24,823.4
N/ST 220/6,3Colacent-T1/336		1,277.1	570.8	1,692	1,628	5,167.3
N/ST i GSA EL 110kV-T1/694		9,392.4	8,554.1	9,474	9,185	36,605.9
N/ST i GSA EL 110kV-T2/960		-	-	-	-	-
N/ST i CWI Albania T1/148		538.4	489.3	610	600.23	2,237.7
N/ST i AES EL 110kV-T1/690		105.3	4,003.3	4,967	6,780	15,855.7
N/ST i AES EL 110kV-T2/692		101.2	4,015.0	9,343	6,915	20,374.1
HEC Moglice T1,T2,T3		0.2	1.0	1	59	60.5
HEC Peshqesh-T1/633		5.3	1.4	16	20.48	43.0
Lajthiza T1/742		66.2	0.4	226	209.39	501.5
Nova Sola Tr 1/322		992.8	529.5	116	137.16	1,775.3
Erseka Solar Park 1 Tr 1/328		21.7	18.0	18	15.18	72.6
Spv Blue 1 T1/139		33.1	27.2	29	23.82	113.1
Spv Blue 2 T1/605		64.8	54.5	53	46.90	219.6
Hec Gojan T1/338		0.0	0.0	0	0.97	1.0
Hec Gostima 4 T1/154		0.4	0.1	0	0.01	0.5
Hec Gostima 5 T1/342		0.0	0.0	0	0.00	0.1
Hec Gostima 6 T1/340		0.0	0.0	0	0.03	0.1
HEC Ashta1-T1,HEC Ashta2-T1,		4.5	-	-	0.00	4.5
HEC Banje T1,T2		2.8	1.4	5	10.33	19.6
HEC Fang-T1,T2,		5,954	-	26	39.9	72.1
Hec Bishnica 1,2		0,002	-	0	0.0	0.0
Hec Slabinja/350		0.793	-	0	0.2	1.0
Sunny Side Solar		72.032	65.2	62	48.3	247.6
Generation from KURUM		1,460	1.2	-	26.32	29.0
GreenNat Solar Park T1		-	28.6	40	35.54	103.7
GreenNat Solar Park T2		-	-	32	29.83	61.7
FERRO KROM-F1,F2,F3,F4		72.8	5,819.2	7,230	7,102	20,224.1
Transmetuar në rrjetin e Shpërndarjes		795,445	640,046	621,719	508,038	2,565,248
Transmetuar në rrjetin e Shpërndarjes 110 kV		696,714	564,876	547,883	449,313	2,258,785.8
Transmetuar në rrjetin e Shpërndarjes 35 kV		45,857	34,781	34,099	27,620	142,356.2
Transmetuar në rrjetin e Shpërndarjes 6, 10, 20 kV		52,874	40,390	39,737	31,105	164,105.5

PARAQËLJA SKEMATIKE E FLUXEVE TE ENERGJISE NE SISTEMIN ELEKTRO-ENERGJITIK SHQIPËTAR 4- MUJOR 2026 (MWh)



LEGENDA

FSH:	FURNIZUES I SHËRBIMIT UNIVERSAL
FMI:	FURNIZUES I MUNDËSISË SË FUNDIT

Burimi: OST sha; KESH sha; OSNH sha; FSHU sha; FTL sha; (OSHEE Group sha)

**PRODHIMI GJATË VITI 2026 NGA CENTRALET E LIDHURA NË RRJETIN E TRANSMETIMIT (MWb)**

PRODHIMI GJATË VITI 2026 NGA HECET / TEC I GJENERESHT PUBLIK "KESH" SULA (MWb)	MW	SUBJEKTI	LIDHJA	JANAR	SHKURT	MARS	PRILL	4-MIJORI
HEC "Ferre"	500.00		220 kV					
HEC "Kusman"	600.00		220 kV	642,689	557,726	466,467	292,484	1,959,366
HEC "V. Dejes"	250.00		220 kV					
Tec "Vlora"	98.00	"KFSH" sha	220 kV	0	0	0	0	0
Central Fotovoltaik i Digës së Ovsraçit, Van i Dejës	5.14		220 kV	0	0	0	0	0
Tiget 1 TEC i hundraleshëm i instaluar në portin e Tripartitit në Gjirin e Vlorës	50.00		220 kV	2,387	(170)	(8)	(30)	2,180
Tiget 3 TEC i hundraleshëm i instaluar në portin e Tripartitit në Gjirin e Vlorës	60.00							
<b>Total</b>	<b>1,563.14</b>			<b>645,077</b>	<b>557,556</b>	<b>466,459</b>	<b>292,454</b>	<b>1,961,546</b>

**PRODHIMI GJATË VITI 2026 NGA HECET E LIDHUR NË RRJETIN E TRANSMETIMIT NË TREG TË LIBRË (MWb)**

PRODHIMI GJATË VITI 2026 NGA HECET E LIDHUR NË RRJETIN E TRANSMETIMIT NË TREG TË LIBRË (MWb)	MW	SUBJEKTI	LIDHJA	JANAR	SHKURT	MARS	PRILL	4-MIJORI
HEC "Ulez"	33.20		110 kV					
HEC "Shkopet"	28.00	"Kurum International" s.h.a.	110 kV	54,376	54,466	47,689	26,704	183,236
HEC "Bistrica 1"	22.50		110 kV					
HEC "Bistrica 2"	5.00		110 kV					
HEC "Peshqesh"	34.00	"Ayen As Energji" sha	220 kV	15,702	17,103	7,637	5,324	45,766
HEC "Fanga"	74.60		220 kV	44,854	43,511	25,926	8,183	122,474
HEC "Banje"	73.00	"Devoll Hydropower" sha	110 kV	42,324	44,426	34,450	14,892	136,092
HEC "Mogëllin"	183.00	"Devoll Hydropower" sha	220 kV	101,326	105,013	93,520	9,930	309,789
HEC "Qamili 1"	1.73	"Lalshiza Invest" sh.p.k.	110 kV	385	652	194	136	1,367
HEC "Gjejan"	15.00	"M.C. ENERGI GJOJAN" sh.p.k.	110 kV	8,247	8,991	2,982	1,903	22,123
HEC "Gostina"	48.90	"Egania Hydropower" sh.p.k.	110 kV	18,267	21,872	12,904	12,987	66,030
HEC "Bishnica 1,2"	2.50	"HEC Bishnica 2" sh.p.k.	110 kV	1,600	1,883	1,025	1,666	6,173
HEC "Slabinje"	13.80	"POWER-ELEKTRIK-SLABINJE" sh.p.k.	110 kV	4,257	6,243	3,546	5,546	19,592
<b>Total</b>	<b>535.23</b>			<b>291,338</b>	<b>304,159</b>	<b>229,872</b>	<b>87,271</b>	<b>912,640</b>

**\*\* HEC "Ashta"**

** HEC "Ashta"	MW	SUBJEKTI	LIDHJA	JANAR	SHKURT	MARS	PRILL	4-MIJORI
** HEC "Ashta"	48.20	"ENERGI ASHTA" sh.p.k.	110 kV	33,607	31,272	24,129	16,337	105,346

**PRODHIMI GJATË VITI 2026 NGA HECET E LIDHUR NË RRJETIN E TRANSMETIMIT KONTRATË ME FTU (MWb)**

PRODHIMI GJATË VITI 2026 NGA HECET E LIDHUR NË RRJETIN E TRANSMETIMIT KONTRATË ME FTU (MWb)	MW	SUBJEKTI	LIDHJA	JANAR	SHKURT	MARS	PRILL	4-MIJORI
HEC "Dardhe"	5.80	"Wenerg" sh.p.k.	110 kV	2,371	3,500	1,132	1,413	8,416
HEC "Tuen"	2.50	"TRUEN" sh.p.k.	110 kV					
HEC "Teramo"	8.20	"TODORI 2003" sh.p.k.	110 kV	1,010	1,016	1,000	1,144	4,170
HEC "Gjorice"	29.61	"DITEKO" sh.p.k.	110 kV	18,789	18,942	12,860	11,153	61,744
HEC "Slabinje 2C"	3.40		110 kV	1,603	1,905	1,222	2,222	6,952
HEC "Slabinje 2D"	4.89	"Hidropover Elektrik" sh.p.k.	110 kV	1,658	2,226	844	1,920	6,647
HEC "Slabinje 2E"	3.80		110 kV	1,744	3,024	1,322	2,567	8,566
HEC "Bele 1"	5.80		110 kV					
HEC "Topojan 2"	5.80	"Euron Energy" sh.p.k.						
HEC "Bele 2"	11.00		110 kV	16,260	18,347	13,748	19,344	67,699
HEC "Topojan 1"	2.90	"Alb-Energy" sh.p.k.						
HEC "Orgjost 1R"	4.80	"Energal" sh.p.k.						
HEC "Cerruje 1"	2.30							
HEC "Cerruje 2"	2.30	"Energy partners AP" sh.p.k.	110 kV	2,500	2,631	1,389	3,688	10,208
HEC "Rruse"	3.60							
HEC "Rapuni 1,2"	8.10	"C & S Construction Energy" sh.p.k.	110 kV	4,929	5,131	3,940	4,854	18,854
HEC "Rapuni 3,4"	8.85	"C & S Energy" sh.p.k.	110 kV	5,385	5,666	3,398	2,829	17,278
HEC "Lapa"	13.62	"Gjo Spa POWER" sh.p.k.	110 kV	5,481	4,688	3,848	7,670	21,687
HEC "Lengaric"	8.54	"Lengarica & Energy" sh.p.k.	110 kV	5,910	6,400	3,837	1,859	18,085
HEC "Lara 1"	6.54		110 kV					
HEC "Lara 2"	4.02	"Erdar Lara" sh.p.k.	110 kV	7,698	8,245	3,272	4,538	23,752
HEC "Lara 3"	5.66		110 kV					
HEC "Malla"	5.46	"Giurr Rec" sh.p.k.	110 kV	2,816	2,459	1,310	1,283	7,869
HEC "Pella"	14.97	"Prelle Energji"	110 kV	7,171	7,697	2,422	3,917	21,207
HEC "Cemerica 1"	0.88		110 kV					
HEC "Cemerica 2"	1.08	"REJ ENERGY" sh.p.k.	110 kV	2,406	2,620	1,509	1,922	8,528
HEC "Cemerica 3"	2.10		110 kV					
HEC "ILC"	4.47	MC Inerte Lumz	110 kV	5,639	6,733	1,391	861	14,624
HEC "Lumz"	11.00		110 kV					
HEC "Dema"	14.50	"Demas Power" sh.p.k.	110 kV	6,653	7,593	3,394	4,252	21,892
HEC "Lënga 1"	1.73		110 kV					
HEC "Lënga 2"	0.30	"HEC LËNGË" sh.p.k.	110 kV	1,196	1,520	1,195	2,172	6,083
HEC "Lënga 3"	1.50		110 kV					
HEC "Shpella Poshte 2"	2.30	Liria Energji sh.p.k.	110 kV	1,639	2,097	1,190	2,276	7,202
HEC "Germani 1"	4.80	SAGA-MAT sh.p.k.	110 kV	2,564	2,754	675	917	6,911
HEC "Germani 2"	1.50		110 kV					
HEC "Lashkiza 1"	4.08	HEC Lashkiza sh.p.k.	110 kV	1,840	2,309	908	509	5,566
HEC "Lashkiza 2"	0.88		110 kV					
HEC "Seta 1+2"	7.45		110 kV					
HEC "Seta 3"	2.72	"Hydro Seta" sh.p.k.	110 kV	6,543	6,068	3,655	4,906	21,172
HEC "Seta 4"	4.72		110 kV					
HEC "Darsi 1,2"	14.96	Henz Energy sh.p.k.	110 kV	7,451	8,423	2,363	1,844	20,081
HEC "Egnatia"	5.00	REMI sh.p.k.	110 kV	2,056	2,158	1,097	1,738	7,049
HEC "Seka & Zais/684"	14.96	SEKA Hydropower sh.p.k.	110 kV	9,960	10,022	4,939	7,914	32,836
HEC "ARST1"	3.13	HEC Arsti sh.p.k.	110 kV	2,522	2,661	1,141	749	7,072
HEC "KASKADA GJADER T1/241"	25.00	S.F.E. Gjader sh.p.k.	110 kV	3,473	3,710	655	540	8,378
HEC "KASKADA GJADER T2/334"	25.00		110 kV	3,997	3,661	640	533	8,232
HEC "et "Dragobin&Cerem/686"	21.90	Dragobia Energy sh.p.k.	110 kV	9,982	8,600	5,341	8,518	30,701
HEC "Veshnica 1,2"	13.90	"Kalis Hydropower" sh.p.k.	110 kV	5,126	4,308	2,699	5,817	17,950
HEC Grabova 2T1/ 153	10.80	"HK HEC Grabova 2" sh.p.k.	110 kV	2,480	3,430	2,349	5,737	13,896
<b>Total</b>	<b>348.41</b>			<b>160,252</b>	<b>168,806</b>	<b>90,493</b>	<b>121,675</b>	<b>541,226</b>

**PRODHIMI GJATË VITI 2026 NGA CENTRALET E LIDHURA NË RRJETIN E SHPËRNDARJES (MWb)**

PRODHIMI GJATË VITI 2026 NGA HECET E LIDHUR NË RRJETIN E SHPËRNDARJES KONTRATË ME FTU (MWb)	MW	SUBJEKTI	LIDHJA	JANAR	SHKURT	MARS	PRILL	4-MIJORI
HEC "Lanabregas"	5.00	"HEC Lanabregas" sha	35 kV	2,085	2,560	1,924	1,421	7,991
HEC "Smokthine"	9.20	"Albanian Green Energy" sh.p.k.	35 kV	4,130	4,447	4,927	3,594	17,098
HEC "Bulqize"	0.60		10 kV	115	105	125	144	489
HEC "Homesh"	0.40		10 kV	66	70	81	59	276
HEC "Zerqan"	0.63		6 kV	110	150	182	187	629
HEC "Aras"	4.80		20 kV	1,565	1,869	2,276	2,366	8,076
HEC "Orgjost"	1.20		10kV	528	671	699	655	2,552
HEC "Lekhibaj"	1.40		10kV	644	715	697	705	2,760
HEC "Dukagjin"	0.64		10kV	177	194	265	269	906
HEC "Marjan"	0.20		10kV	0	0	0	0	0
HEC "Lushan"	0.10		10kV	63	76	80	70	298
HEC "Barmash"	0.83		10kV	254	287	234	141	916
HEC "Treska 2"	0.25		10kV	469	474	367	237	1,547
HEC "Nikolice"	0.70	"Balkan Green Energy" sh.p.k.	10kV	317	277	259	304	1,157
HEC "Fumarres"	1.92		10kV	888	846	891	803	3,429
HEC "Lanik"	0.20		10kV	148	143	144	129	564
HEC "Kernice"	0.42		6kV	62	63	53	50	229
HEC "Ujanik"	0.63		10kV	163	270	179	163	775
HEC "Borsh"	0.25		6kV	118	124	134	122	498
HEC "Leshnice"	0.38		10kV	119	125	136	86	466
HEC "Vlean"	1.20		10kV	342	553	440	601	1,936
HEC "Muhar"	0.25		6kV	95	91	84	67	336
HEC "Rajan"	1.02		10kV	431	448	383	271	1,532
HEC "Lare"	0.75		10kV	192	187	106	13	497
HEC "Stranik"	4.60	"Hidro Invest 1" sh.p.k.	35kV	3,047	3,066	2,303	2,095	10,512
HEC "Zali Tore"	3.00	"MALIDO - ENERGIJI" sh.p.k. / "Klos Torrent Works" sh.p.k.	35kV	1,867	1,992	1,498	1,257	6,525
HEC "Kllo"	1.95		6kV	742	895	489	374	2,479
HEC "Murdhar 1"	2.68		10kV	1,864	1,880	1,153	534	5,432
HEC "Murdhar 2"	1.00	"HydroEnergy" sh.p.k.	10kV	1,020	1,045	645	259	2,969
HEC "Peshk"	3.43	"Koka & Ergi Energy Peshk" sh.p.k.	35kV	2,051	2,066	1,256	1,815	7,189
HEC "Pobreg"	12.30	"Energy Plus" sh.p.k.	35kV	6,177	5,194	4,605	6,698	22,674
HEC "Vishke"	14.20	"HEC Vishke" sh.p.k.	35kV	7,923	9,482	3,017	4,834	25,257
HEC "Belova 1"	0.15		6kV	0	0	0	0	0
HEC "Faqekuq 1, Faqekuq 2"	6.40	"HP OSTROVICA ENERGY" sh.p.k.	35kV	2,302	2,486	1,204	3,066	8,977
HEC "Shemri"	1.00	"Erald Energjitik" sh.p.k.	10kV	470	625	181	230	1,506
HEC "Moull"	0.28		10kV	270	271	178	210	930
HEC "Krueti 1"	0.60	"Belbin Energjitik" sh.p.k.	10kV	710	796	332	227	1,965
HEC "Selishte"	2.00	"Selishte" sh.p.k.	35kV	1,322	1,286	621	853	4,083
HEC "Carshove"	1.50	"ERMA MP" sh.p.k.	10kV	729	785	548	248	2,310
HEC "Ura e Dashit"	1.20	"HDRO ENERGIJA PULITA" sh.p.k.	10kV	2,021	2			

HEC "Qafzeze"	0.40	"Caushi -Energi" sh.p.k	10kV	586	774	596	565	2,521	
HEC "Trebisht"	1.78	"NA-GL-E Kompani "sh.p.k	10kV	461	1,064	421	567	2,514	
HEC "Mallaj"	0.60	"Energi Xhaci" sh.p.k	10kV	167	162	169	168	666	
HEC "Tucep"	0.40	"Tucep" sh.p.k	10kV	286	279	288	298	1,171	
HEC "Treska4"	3.60		35kV	2,022	2,255	1,495	984	6,756	
HEC "Treska3"	0.40	"HEC -Treska"sh.p.k	35kV	215	218	197	174	803	
HEC "Treska 21"	0.62		35kV	51	0	0	0	51	
HEC "Sotire 1 & 2"	2.20	"Hydro Energy Sotira"sh.p.k	35kV	841	983	611	892	3,027	
HEC "Shufin"	2.40	"Shufina energi"sh.p.k	10kV	755	681	206	224	1,866	
HEC "Cekere 1,2"	0.66	"Zall Hiri Energi 2011"sh.p.k	6kV	427	391	441	419	1,678	
HEC "Bisak"	1.30	"Bardhugjina" sh.p.k	6kV	719	802	533	97	2,151	
HEC "Shales"	1.08	"Gjoka Konstruktion -Energi" sh.p.k	35kV	274	339	351	679	1,644	
HEC "Strece"	1.17		35kV	707	860	570	1,084	3,220	
HEC "Bicaj"		"En.Ka" sh.p.k	10kV	399	0	0	0	399	
HEC "Taman"		"WTS Energi" sh.p.k	10kV	0	0	0	0	0	
HEC "Kumbull-Merkurth"	0.83	"DN & NAT Energy"sh.p.k	6kV	243	245	93	312	893	
HEC "Sasaj"	8.60	"Energo - Sas" sh.p.k	35kV	0	2,033	2,997	2,622	7,651	
HEC "Radove"	2.50	"M.T.C. Energy" sh.p.k	10kV	1,795	1,794	1,304	690	5,583	
HEC "Gurshpat 1"	0.84	"Gurshpat Energy" sh.p.k	10kV	612	683	635	361	2,290	
HEC "Gurshpat 2"	0.83		10kV	687	791	697	395	2,570	
HEC "Bistrica 2"	1.57	"BISTRICA 3 ENERGY" sh.p.k	6kV	891	1,106	1,015	953	3,964	
HEC "Hardhas 1"	1.71	Hydropowerplant Construction sh.p.k	6kV	2,072	2,770	1,507	923	7,272	
HEC "Perrollaj"	0.50	"Fatlum" sh.p.k	10kV	221	227	55	21	525	
HEC "Koxheraj"	0.62	"Koxherri Energi" sh.p.k	10kV	307	325	157	167	956	
HEC "Kacmi"	3.87	"Kisi-Bio-Energi" sh.p.k	20kV	876	648	375	1,059	2,958	
HEC "Lena 1"	1.25		35kV						
HEC "Lena 2"	2.30	"Gama Energy" sh.p.k	35kV	1,250	1,568	718	1,511	5,048	
HEC "Lena 2A"	0.25		35kV						
HEC "Drita"	3.41	"Mesopotam Energy" sh.p.k	35kV	558	811	455	276	2,100	
HEC Streca 1,2,3	5.35	"Streca Energy" sh.p.k	35kV	1,574	1,451	1,458	2,566	7,049	
HEC "Ujanik 2"	2.50	"HP Ujaniku Energy" sh.p.k	35kV	1,005	1,342	505	530	3,563	
HEC "Nikshove"	1.36	"Nidova Energy" sh.p.k	35kV	348	544	333	105	1,329	
HEC "Shitka"	1.30	"Preparimi SK" sh.p.k	10kV	733	796	474	166	2,170	
HEC "Ballenaj"	1.90	"Ballenaj Power Martanesh" sh.p.k	35kV	588	697	306	534	2,126	
HEC "Gavran 1"	1.00	"Gavran Energy" sh.p.k	35kV	477	622	371	481	1,950	
HEC "Gavran 2"	1.22	"Gavran Energy" sh.p.k	35kV	336	515	341	465	1,656	
HEC "Kasullit e Seleses 1"	4.00	"Nlengo Energi" sh.p.k	35kV	1,834	2,324	1,133	708	6,997	
HEC "Holta Kabash"	2.20	HEC Kabash Porocan sh.p.k	35kV	1,951	2,468	1,375	2,360	8,153	
HEC "Holta Porocan"	3.30		35kV						
HEC "Lusen 1"	0.32	"Eurobiznes" sh.p.k	35kV	104	116	92	108	419	
HEC "Ura e Fanit"	1.00	"Aven As Energi" sha	35kV	552	545	564	471	2,131	
HEC "Goricë"	1.75	"THE BLUE STAR" sh.p.k	35kV	790	1,069	674	1,111	3,644	
HEC "Kabash 1&2"	5.80	"Energi Uniers" sh.p.k	35kV	1,265	1,290	157	491	2,679	
HEC "Tucep 2"	1.70	"DUKA 12" sh.p.k	35kV	402	395	468	473	1,737	
HEC "Dobrenje Tomorrice"	2.40	DAAB Energy Group sh.p.k	35kV	679	917	613	513	2,721	
HEC "Razdoli"	0.77	Hydro Vizion sh.p.k	35kV	227	156	225	432	1,039	
HEC "Dragostanije"	3.10	"HEC-i Dragostanije" sh.p.k	35kV	2,918	3,716	1,826	3,253	11,711	
HEC "Strelve"	3.40	"PURE ENERGY S TEBLEVA" sh.p.k	35kV	218	492	151	442	1,302	
HEC "Zerë 1"	0.55		35kV	654	1,017	542	773	2,987	
HEC "Zerë 2"	1.32	"EnRel Hydro" sh.p.k							
HEC "Shëngjon 1"	0.65	"EDIAN" sh.p.k	35kV	414	455	334	309	1,512	
HEC "Shëngjon 2"	0.36		35kV	95	27	19	171	313	
HEC "Blac"	1.30	"BLAC ENERGY" sh.p.k	35kV	111	134	135	179	539	
HEC "Qorrshajt"	0.30	"HP VENDRESH ENERGY" sh.p.k	35kV	226	352	155	35	767	
HEC "Vendresh"	0.46		35kV	600	810	191	214	1,815	
HEC "Antena"	0.25	Muso Hc Ovtazi	10kV	410	395	337	422	1,564	
HEC "Marjan Gura e Vesheve"	0.63	Marituda sh.p.k	10kV	187	87	130	235	639	
HEC "Skautine"	2.68	Skautine HEC sh.p.k	10kV	1,046	1,224	205	204	2,679	
HEC "Kaparijt"	0.20	ARV Konstruktion sh.p.k	10kV	0	0	0	0	0	
HEC "Letaj"	0.54	Asi-Tre sh.p.k	10kV	189	204	85	99	578	
HEC "Nice"	2.27	MP-HEC sh.p.k	35kV	66	0	103	223	392	
HEC "Meshardhe"	1.30	SIMA-Com sh.p.k	10kV	1,082	945	821	554	3,202	
HEC "Thanas"	2.00	AFRIMI K sh.p.k	35kV	1,207	1,169	325	322	3,223	
HEC "Morfshas"	1.13	"Sofid Energy" sh.p.k	35kV	342	429	160	268	1,199	
HEC "Rreshon"	0.38	Nikolli Energy sh.p.k	10kV	196	185	131	152	664	
HEC "Garra"	0.50	Ukesh Nderim sh.p.k	6kV	169	179	171	142	662	
HEC "Vile"	1.99	Hydro Power Panarit sh.p.k	35kV	1,052	1,195	730	544	3,521	
HEC "Dukona"	0.80	Dukona sh.p.k	20kV	221	334	416	252	1,223	
HEC "Prevalit"	1.75	Gega-G sh.p.k	35kV	1,160	1,242	967	897	4,287	
HEC "Camermet"	0.80	Rei Energy sh.p.k	35kV	759	856	815	318	3,389	
HEC "Strojt"	2.00	Eva Hydro sh.p.k	35kV	1,150	1,502	865	871	4,668	
HEC "Mivas"	1.94	Eva 2001 sh.p.k	35kV	747	1,210	756	495	3,208	
HEC "Spathare"	1.04	Lagente koncesionare sh.p.k	10kV	721	788	858	462	2,829	
HEC "Miraka"	0.60	Kuaret Blace sh.p.k	10kV	237	347	122	62	768	
HEC "Shqumbi Energi sh.p.k"	2.00	Shqumbi Energi sh.p.k	10kV	466	579	374	278	1,693	
HEC "Dobriene"	0.84	W.T.S. Energi sh.p.k	10kV	393	473	441	548	1,854	
HEC "Muraz"	2.00	Mateso & Co sh.p.k	10kV	982	1,375	970	1,195	4,523	
HEC "Trojet"	0.90	Trojet Energi sh.p.k	10kV	822	802	307	304	2,235	
HEC "Deni"	0.85	ASI TRE sh.p.k	35kV	374	449	85	110	1,017	
HEC "Kamican"	1.86	IDI 2005 sh.p.k	35kV	1,010	1,296	744	976	4,026	
HEC "Varda"	1.97	Geri sh.p.k	35kV	1,463	1,344	1,460	1,397	5,664	
HEC "Stavec"	6.52	Koka Ergi Stavec sh.p.k	35kV	5,264	5,387	3,514	2,993	17,158	
HEC "Kalis"	2.14	ERDY Energy sh.p.k	35kV	1,408	1,421	1,244	740	4,813	
HEC "Gjinaz"	0.83	Erdi Gas sh.p.k	10kV	241	304	131	89	764	
HEC "Backa 1"	3.26	Kroi Mbre sh.p.k	35kV	2,381	3,179	2,174	2,066	9,800	
HEC "Dajç"	2.28	Dajçi Fer sh.p.k	35kV	462	486	298	362	1,618	
HEC "Zall Xhuxhe 1 & 2"	4.70	HEC Zall Xhuxhe sh.p.k	35kV	630	771	261	255	1,918	
HEC "Pisbat"	1.91	GREENTECH ENERGY SYSTEMS sh.p.k	35kV	631	878	528	1,018	3,056	
HEC "Lingjanica 1&2"	4.90	"Rei-Energi"sh.p.k	35kV	1,028	1,270	784	548	3,631	
HEC "Guri i Zi"	1.72	"Aris Albania"sh.p.k	35kV	488	672	353	350	1,863	
HEC "Drita"	1.98	"Breceni R.O.S.P." sh.p.k	20kV	1,141	1,090	1,023	1,154	4,407	
HEC "FHE"	0.45	"HEC FHE" sh.p.k	6kV	243	288	164	181	664	
HEC "Terfojt"	1.98	"HEC TERFOJT" sh.p.k	10kV	1,450	1,489	1,219	1,978	6,136	
HEC "Borie Lura 1"	1.80	"AGETA" sh.p.k	20kV	216	195	182	669	1,262	
HEC "Mali"	1.49	"TRANA ENERGIJ" sh.p.k	20kV	745	1,345	1,420	872	4,383	
HEC "Shelbi"	1.52	"ARIS ALBANIA" sh.p.k	35kV	581	609	707	582	2,478	
HEC "Daznjano"	1.52	"HEC Daznjano" sh.p.k	35kV	641	767	678	408	1,934	
HEC "Vokopola 1"	0.30	"Vokopola Energi"sh.p.k	6kV	23	91	58	21	213	
HEC "Shutrz 1&2"	1.97	"ATEANI ENERGY" sh.p.k	6kV	551	809	248	464	2,071	
HEC KRONZ	0.43	"LASTER ENERGY" sh.p.k	10kV	223	237	118	64	641	
HEC "Bushi"	0.25	"BUSH-LUFT" sh.p.k	10kV	100	175	40	7	322	
HEC "Tuc"	4.47	"M.C INERTE LUMZI" sh.p.k	35 kV	793	951	158	124	2,026	
HEC "Miresht"	1.90	"GERTI" sh.p.k	10 kV	930	1,102	678	419	3,129	
HEC "Zall-Xhuxhe 2"	1.25	"HEC ZALL XHUXHE" sh.p.k	35 kV	1,223	1,197	532	498	3,450	
HEC "Thirre"	1.82	"SANG 1" sh.p.k	20 kV	817	1,021	331	379	2,548	
HEC "Polemi"	1.75	"DRINI BULOQZE" sh.p.k	35 kV	1,236	1,546	437	318	3,536	
HEC "Kecyvre"	0.15	"Kecyva 2020" sh.p.k	10 kV	369	327	356	411	1,463	
HEC "Valbonë"	2.10	"FPLANI HC" sh.p.k	10 kV	1,489	1,374	1,039	862	4,764	
HEC "Vokopola 3"	2.20	"Vokopola Energi"sh.p.k	35 kV	1,292	1,584	1,187	645	4,708	
HEC "Bushi 1"	0.30	"BUSH-LUFT" sh.p.k	6 kV	88	124	53	35	299	
HEC "Kotorri"	1.90	"ACHELO" sh.p.k	35 kV	744	966	357	634	2,701	
HEC "Gastraj"	0.83	"AB-01 ENERGIJ" sh.p.k	10 kV	503	533	490	483	2,010	
HEC "Faqekuq 3"	1.30	"MER ENERGIJ" sh.p.k	35 kV	688	672	328	660	2,349	
HEC "Arçov"	1.28	"IDI-2005" sh.p.k	35 kV	0	0	0	83	83	
Total					135,592	153,923	102,632	111,941	504,088

PRODHIMI GJATE VITI 2026 NGECET TE LIDHUR NE RREJETIN E SHPERNDARIES NE TREG TE LIBRE (MWh)	MW	SURJEKTI	LIDHJA	JANAR	SHIKURT	MARS	PRILL	4-MIJORI
HEC "ORENJE"	0.88	"Juana" sh.p.k	10kV	217	227	235	132	812
HEC "Terval"	10.60	"HEC i Tervali"sh.p.k	35kV	4,873	6,614	2,780	4,163	18,431
HEC "Cernalev Librazhd"	0.57	"Anall" sh.p.k	10kV	270	286	271	231	1,058
HEC "Cernalev Kukes"	2.95	"HIDROALBANIA Energi" sh.p.k	35kV	1,348	1,557	897	1,694	5,496
HEC "Cernalev Kukes"	3.27		35kV	1,504	1,693	970	1,845	6,011
HEC "Borje-Oreshke"	1.50		35kV	2,717	2,915	2,037	3,271	10,940
HEC "Shelbi"	0.40	"Sarrolli" sh.p.k	10kV	142	222	177	296	837
HEC "Gjauç"	3.70	"Spathiu Gjauç" sh.p.k	35 kV	220	490	269	1,104	3,083
HEC "Vihikuq 2"	2.72	"FAYNA 1" sh.p.k	35 kV	1,227	1,728	1,490	1,536	6,500
HEC "Dishnice"	0.20	"Dishnica Energi" sh.p.k	10kV	104	123	81	96	404
HEC "Lenie"	0.40	"EMIKEL 2003" sh.p.k	10kV	165	201	100	175	641
HEC "Corovode"	0.20		10kV	87	91	84	64	326
HEC "Selca"	1.98	"Selca Energi" sh.p.k	10kV	1,036	1,246	1,285	1,404	4,971
HEC "Bicaj"	1.00	"Marjaka" sh.p.k	6kV	198	156	159	153	786
HEC "Bogove"	2.50	"Wander newes" sha	35 kV	1,272	1,511	1,018	1,056	4,857
HEC "Leskovik 1"	1.07	"Maksi Elektrik" sh.p.k	10kV	32	30	33	33	128
HEC "Leskovik 2"	1.10		10kV	108	50	59	57	274
HEC "Lubonje"	0.30	"Elektro Lubonja" sh.p.k	10kV	199	261	114	64	638
HEC "Bicaj"	3.10	"En.Ka" sh.p.k	10kV	871	1,392	741	1,431	4,435

HEC "OSOJE"	1.90	"OSOJA HPP" sh.p.k	35kV	2,012	2,309	1,063	912	6,296
HEC "Voskopojë"	1.90	"FAVINALI" sh.p.k	35kV	1,306	1,489	702	662	4,159
HEC "Qarr"	1.00	"Hidrocentrali QARR & KALTANJ" sh.p.k	35kV	935	881	531	421	2,769
HEC "Kamënisht"	0.97	"Gërmicë" sh.p.k	10kV	531	623	271	500	1,940
HEC "Labinot - Mal"	0.25	"ANSARA KONCENSION" sh.p.k.	6kV	22	42	43	32	139
<b>Total</b>	<b>44.46</b>			<b>21,898</b>	<b>26,196</b>	<b>16,416</b>	<b>21,330</b>	<b>85,840</b>

PRODHIMI GJATË VITIT 2026 NGA CENTRALET FOTOVOLTAIKE TË LIDHUR NË RRJETIN E SHPËRNDARJES KONTRATË ME FTL (MWh)	MW	SUBJEKTI	LIDHJA	JANAR	SHKURT	MARS	PRILL	4-MI GJITHI
Seman - 2	2.00	"SEMANISUN" sh.p.k	35 kV	153	236	349	384	1,121
Topojë	2.00	"SONE" sh.p.k	35 kV	154	220	338	366	1,079
Topojë 2	2.00	"AED SOLAR" sh.p.k	35 kV	154	219	336	369	1,079
Topojë (Sheq Marinas)	2.00	"AGE SUNPOWER" sh.p.k	35 kV	153	219	339	369	1,079
Topojë (Sheq Marinas) 2	2.00	"Seman Sunpower" sh.p.k	35 kV	168	237	362	396	1,163
Seman solar	2.00	"SEMANISOLAR" sh.p.k	35 kV	161	223	337	364	1,084
ES 2019	2.00	"ES 2019" sh.p.k	35 kV	178	246	374	419	1,218
SMART WATT	2.00	"Smart Watt" sh.p.k.	35 kV	179	245	373	416	1,214
Tren Bllisht	2.00	"R T S" sh.p.k.	35 kV	145	213	365	355	1,078
STATKRAFT Renewables Albania PV Lundrues banje	2.00	"STATKRAFT RENEWABLES ALBANIA" sh.a.	35 kV	49	60	110	129	348
Korca Photovoltaic Park	2.00	"KORCA PHOTOVOLTAIC PARK" sh.p.k.	35 kV	140	206	364	360	1,070
NTSP	2.00	"NTSP" sh.p.k	35 kV	151	211	362	346	1,070
Sun Beat System	2.00	"SUN BEAT SYSTEM" sh.p.k	35 kV	150	208	362	358	1,077
Tren Sun System	2.00	"TREN SUN SYSTEM" sh.p.k.	35 kV	142	205	366	364	1,078
ERNI SOLAR	2.00	"ERNI SOLAR" sh.p.k.	35 kV	191	267	461	462	1,381
GREEN ENERGY BILSHITI	2.00	"GREEN ENERGY BILSHITI" sh.p.k	35 kV	192	262	452	459	1,365
ALBSOLAR	2.00	"ALBSOLAR" sh.p.k	35 kV	140	207	394	450	1,190
Pv -Plug	2.00	"ALE" sh.p.k.	10 kV	164	197	376	480	1,087
SUN ENERGY SOLUTIONS	1.95	"Sun Energy Solutions" sh.p.k	35 kV	176	239	325	392	1,132
2 T & 2 B 1979	2.00	"Joint Venture 2B 1979 dhe 2T" sh.p.k	10 kV	149	226	345	384	1,103
SUN POWER 2017	2.00	"SUNPOWER 2017" sh.p.k.	35 kV	142	192	317	392	1,042
SUN AVENUE	2.00	"SUN AVENUE" sh.p.k	35 kV	143	193	321	396	1,054
BIGWIND	2.00	"BIGWIND" sh.p.k.	35 kV	136	189	303	357	985
HYDROPOWER	2.00	"HYDROPOWER" sh.p.k.	35 kV	143	198	318	373	1,032
CONSTRUCTION ENERGY PARTS (C.E.P)	2.00	"CONSTRUCTION ENERGY PARTS (C.E.P)" sh.p.k	35 kV	152	210	342	402	1,106
DIMAX	2.00	"DIMAX ALBANIA" sh.p.k.	35 kV	153	212	342	401	1,109
ALB SUN ENERGY	2.00	"ALB SUN ENERGY" sh.p.k	35 kV	134	189	279	379	981
IDI 2005	2.00	"IDI 2005" sh.p.k	35 kV	184	258	400	479	1,322
FL-GEN	2.00	"FL-GEN" sh.p.k.	35 kV	157	223	345	389	1,115
MAGNA SOLAR POWER	2.00	"MAGNA SOLAR POWER" sh.p.k.	20 kV	154	209	325	359	1,048
PARKU FOTOVOLTAIK NOVA PROSPECT	2.00	"Nova Prospect" sh.p.k.	10 kV	105	125	182	214	627
SUN SMIRACLE	2.00	"SUN'S MIRACLE" sh.p.k.	35 kV	159	229	341	383	1,112
G. S. K.	2.00	"G.S.K" sh.p.k	35 kV	152	292	488	529	1,462
PV GOMSIQE	1.98	"Mountain's Green Energy" sh.p.k	35 kV	133	180	396	427	1,146
HPG ENERGY	2.00	"HPG ENERGY" sh.p.k.	35 kV	169	245	367	412	1,194
PV SOLAR HORIZON	2.00	"SOLAR HORIZON" sh.p.k	35 kV	169	232	352	392	1,145
PV SLR ALBANIA	2.00	"SLR ALBANIA" sh.p.k	35 kV	146	213	341	388	1,088
PV ZENINA	2.00	"ZENINA" sh.p.k.	35 kV	147	216	345	390	1,098
PV SAMASOL	2.00	"SAMASOL" sh.p.k.	35 kV	144	216	335	369	1,064
PV REBESOL	2.00	"REBESOL" sh.p.k.	35 kV	146	216	323	339	1,023
PV 3 AD	2.00	"3AD Energy" sh.p.k	35 kV	153	223	271	299	945
PV EB ENERGY	2.00	"EB ENERGY" sh.p.k.	35 kV	168	233	340	385	1,126
PV AMEL ENERGY	2.00	"AMEL ENERGY" sh.p.k.	35 kV	137	218	330	436	1,121
PV PARISOL	2.00	"PARISOL" sh.p.k.	35 kV	18	202	316	350	886
PV ORHER	2.00	"ORHER" sh.p.k.	35 kV	0	175	360	402	936
PV RENEW	2.00	"RENEW" sh.p.k.	35 kV	0	140	341	390	872
PV GREEN PLUS ENERGY	2.00	"GREEN PLUS ENERGY" sh.p.k	35 kV	0	0	265	393	659
PV DION Energji	2.00	"DION Energji" sh.p.k.	35 kV	0	0	0	73	73
<b>Total</b>	<b>95.93</b>			<b>6,535</b>	<b>9,774</b>	<b>16,077</b>	<b>18,101</b>	<b>50,487</b>

PRODHIMI GJATË VITIT 2026 NGA CENTRALET FOTOVOLTAIKE TË LIDHUR NË RRJETIN E SHPËRNDARJES NË TREG TË LIRË (MWh)	MW	SUBJEKTI	LIDHJA	JANAR	SHKURT	MARS	PRILL	4-MI GJITHI
EZ-5 Solar Park	10.00	"EZ-5 ENERGY" sh.p.k.	35 kV	799	884	944	640	3,227
SGX ENERGY/3484	10.00	"SGX ENERGY" sh.p.k.	35 kV	270	596	932	1,463	3,261
FV GREEN NAT SOLAR PARK BALLSH 1/3371		"GreenNat Solar Park Ballsh" sh.p.k.	35 kV	782	1,011	1,726	1,935	5,453
FV GREEN NAT SOLAR PARK BALLSH 2/3371		"GreenNat Solar Park Ballsh" sh.p.k.	35 kV	927	707	0	0	1,634
FV GREEN NAT SOLAR PARK BALLSH 1/3370		"GreenNat Solar Park Ballsh" sh.p.k.	6 kV	501	432	0	0	933
FV KUKËS INTERNATIONAL AIRPORT/3532	12.00	"GLOBAL TECHNICAL MECHANICS" sh.p.k.	20 kV	455	770	1,348	1,444	4,016
Prodhim i injektorit nga Vetëprodhuesit 35 kV, Treg të Parregulluar, PRO FIN/940			35 kV	6	7	17	34	64
Prodhim i injektorit nga Vetëprodhuesit 20 kV, Treg të Parregulluar			20 kV	84	125	340	494	1,043
<b>Total</b>	<b>32.00</b>			<b>3,734</b>	<b>4,131</b>	<b>4,857</b>	<b>6,010</b>	<b>18,731</b>

PRODHIMI GJATË VITIT 2026 NGA CENTRALET FOTOVOLTAIKE TË LIDHUR NË RRJETIN E TRANSMITIMIT NË TREG TË LIRË (MWh)	MW	SUBJEKTI	LIDHJA	JANAR	SHKURT	MARS	PRILL	4-MI GJITHI
Spv Blue 1	50.00	"SPV BLUE 1" sh.p.k.	110 kV	3,848	5,537	8,995	10,936	29,317
Nova Solar	50.00	"NOVA SOLAR SYSTEM" sh.p.k.	110 kV	5,611	6,774	9,735	9,715	31,835
Ersaka Solar Park 1	20.00	"Ersaka Solar Park 1" sh.p.k.	110 kV	1,737	2,355	4,021	4,513	12,627
Spv Blue 2	50.00	"SPV BLUE 2" sh.p.k.	220 kV	3,890	5,617	8,173	9,031	26,711
Sunny Side Solar	100.00	"Sunny Side Energy" sh.p.k.	220 kV	7,322	9,740	12,466	11,560	41,088
Karavasta Solar	140.00	"KARAVASTA SOLAR" sh.p.k.	220 kV	7,190	12,136	19,382	25,583	64,291
GreenNat Solar Park Ballsh	100.00	"GreenNat Solar Park Ballsh" sh.p.k.	110 kV	0	644	6,846	11,718	19,208
<b>Total</b>	<b>510.00</b>			<b>29,999</b>	<b>42,804</b>	<b>69,617</b>	<b>83,056</b>	<b>225,076</b>

Kapaciteti i instaluar i gjithë centraleve	3,488.47	Prodhimi total në MWh për 4 mujorin e 2026	4,404,981
--	----------	--	-----------

<b>Legjendë</b>
** PPE me VKM të veçantë nr. 1363, datë 17.10.2008 për shitjen e energjisë elektrike
Prodhimi i Heceve të cilët kanë zotëruar kontratë shit-blejeje me FTL sh.a dhe tashmë operojnë në treg të lirë
Centralet e reja hidrike dhe fotovoltaike të futura në prodhim gjatë vitit 2026

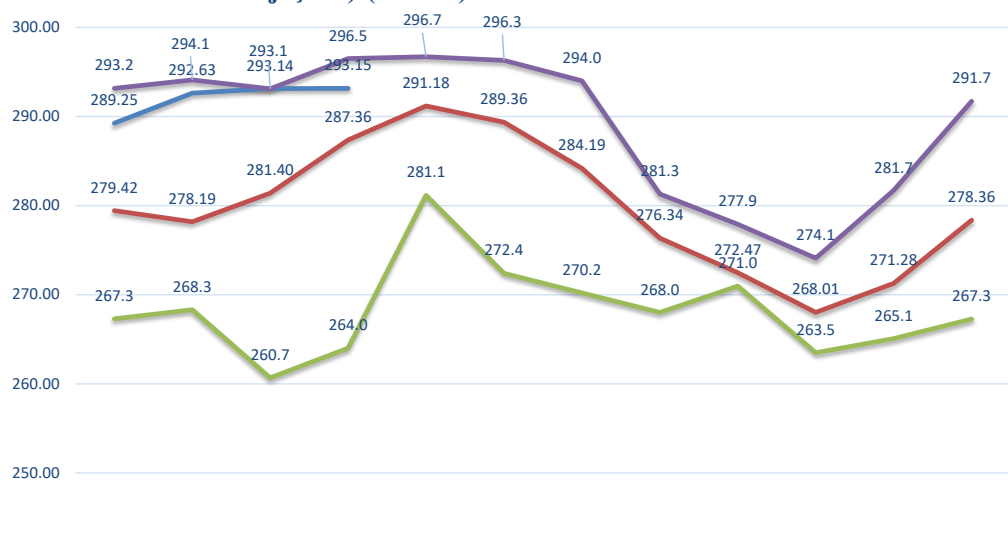
### NIVELI I FIERZËS (2017-2026)

	Janar	Shkurt	Mars	Prill	Maj	Qershor	Korrik	Gusht	Shtator	Tetor	Nentor	Dhjetor
2017	271.5	274.1	280.9	278.7	281.6	272.4	270.2	268.0	271.0	264.6	269.6	289.9
2018	289.7	274.1	295.0	296.5	296.4	296.0	294.0	287.5	277.9	270.2	266.5	267.3
2019	267.3	274.1	272.7	279.9	289.9	292.7	287.6	278.5	274.2	268.6	273.2	275.6
2020	271.6	272.0	283.5	288.6	293.6	291.7	284.6	276.5	273.5	274.1	268.7	272.7
2021	291.7	294.1	292.6	294.3	296.7	291.7	282.7	274.3	271.3	267.7	267.8	275.1
2022	270.7	268.3	260.7	282.5	289.0	288.0	281.5	270.4	271.4	267.9	281.7	291.7
2023	293.2	286.4	291.5	295.6	296.1	296.3	291.4	281.3	270.8	263.5	280.1	284.5
2024	286.5	287.4	287.4	292.6	296.1	294.9	289.4	280.6	271.9	270.6	265.1	267.3
2025	272.7	273.2	268.4	277.6	281.1	280.5	276.4	270.1	270.1	264.9	268.9	281.2
2026	289.3	292.6	293.1	293.2								

	Janar	Shkurt	Mars	Prill	Maj	Qershor	Korrik	Gusht	Shtator	Tetor	Nentor	Dhjetor
Niveli mesatar mujor viti 2026	289.25	292.63	293.14	293.15								
Niveli mesatar mujor vitet 2017-2025	279.42	278.19	281.40	287.36	291.18	289.36	284.19	276.34	272.47	268.01	271.28	278.36
Minimumi mesatar mujor vitet 2017-2025	267.3	268.3	260.7	264.0	281.1	272.4	270.2	268.0	271.0	263.5	265.1	267.3
Maksimumi mesatar mujor vitet 2017-2025	293.2	294.1	293.1	296.5	296.7	296.3	294.0	281.3	277.9	274.1	281.7	291.7

Niveli mesatar minimal mujor vitet 2017-2025
Niveli mesatar maksimal mujor vitet 2017-2025

### Niveli i Fierzës gjatë vitit 2026 krahasuar me (Min, Maks dhe Mesataren 10 vjeçare) (mmnd)



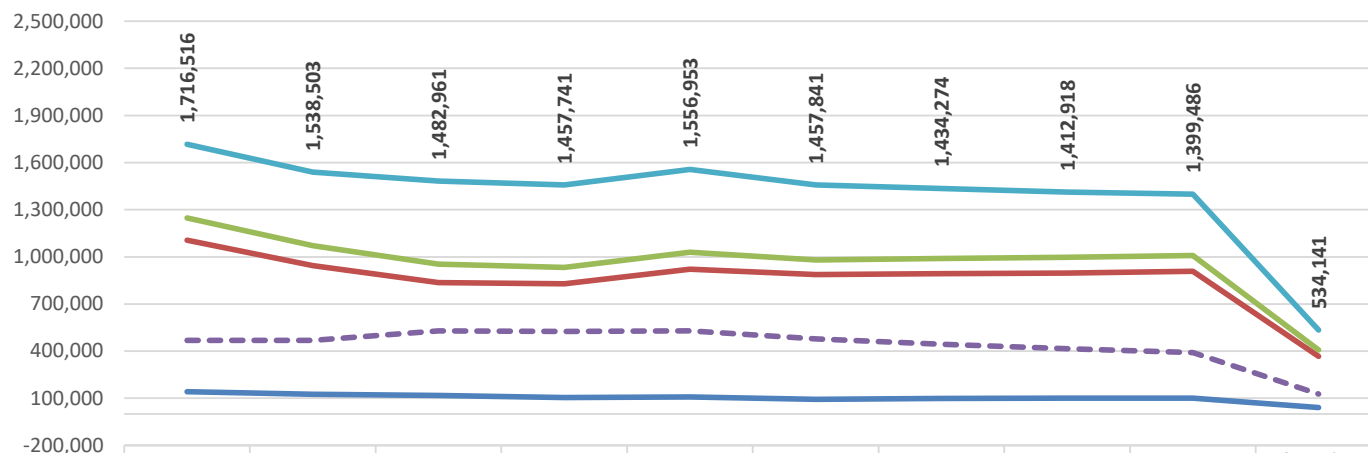
	Janar	Shkurt	Mars	Prill	Maj	Qershor	Korrik	Gusht	Shtator	Tetor	Nentor	Dhjetor
Niveli mesatar mujor viti 2026	289.25	292.63	293.14	293.15								
Niveli mesatar mujor vitet 2017-2025	279.42	278.19	281.40	287.36	291.18	289.36	284.19	276.34	272.47	268.01	271.28	278.36
Minimumi mesatar mujor vitet 2017-2025	267.3	268.3	260.7	264.0	281.1	272.4	270.2	268.0	271.0	263.5	265.1	267.3
Maksimumi mesatar mujor vitet 2017-2025	293.2	294.1	293.1	296.5	296.7	296.3	294.0	281.3	277.9	274.1	281.7	291.7

Burimi: KESH sha; OST sha

### HUMBJET NË RRJETIN E SHPËRNDARJES (2017-2026) MWh

	2017	2018	2019	2020	2021	2022	2023	2024	2025	4-Mujor 2026
HUMBJE TEKNIKE NE TL (N/ST)	141,707	125,974	117,739	103,729	107,340	93,331	98,166	101,039	101,542	40,777
HUMBJE TEKNIKE NE ZONAT E OSSH	1,106,007	944,587	836,561	828,906	921,330	886,682	892,334	896,245	907,452	366,517
TOTALI I HUMBJEVE TEKNIKE OSSH	1,247,714	1,070,560	954,300	932,635	1,028,670	980,013	990,500	997,284	1,008,994	407,295
HUMBJE JOTOKNIKE OSSH	468,802	467,943	528,661	525,106	528,283	477,828	443,774	415,634	390,492	126,847
TOTALI I HUMBJEVE OSSH	1,716,516	1,538,503	1,482,961	1,457,741	1,556,953	1,457,841	1,434,274	1,412,918	1,399,486	534,141

### Humbjet në rrjetin e shpërndarjes 2017-2026 (MWh)



	2017	2018	2019	2020	2021	2022	2023	2024	2025	4-Mujor 2026
HUMBJE TEKNIKE NE TL (N/ST)	141,707	125,974	117,739	103,729	107,340	93,331	98,166	101,039	101,542	40,777
HUMBJE TEKNIKE NE ZONAT E OSSH	1,106,007	944,587	836,561	828,906	921,330	886,682	892,334	896,245	907,452	366,517
TOTALI I HUMBJEVE TEKNIKE OSSH	1,247,714	1,070,560	954,300	932,635	1,028,670	980,013	990,500	997,284	1,008,994	407,295
HUMBJE JOTOKNIKE OSSH	468,802	467,943	528,661	525,106	528,283	477,828	443,774	415,634	390,492	126,847
TOTALI I HUMBJEVE OSSH	1,716,516	1,538,503	1,482,961	1,457,741	1,556,953	1,457,841	1,434,274	1,412,918	1,399,486	534,141

FATURIM-ARKETIMET DHE NDRYSHIMI I GJENDJES DEBITORE GJTE VITIT 2017 (000/LEKE)									
Viti 2017	Tc arketueshme	Faturuar 2017	arketimi per fakturat e 2017	Arketimi per fakturat e 2007-2016	Arketimi total	Te Arketueshme per energjine e faktuar ne vitin 2017		Ndryshimi I gjendjes se Llogarive te arketueshme gjate vitit 2017	Shuarje Detyrimesh
	#REF!	2	5	7	6=5+7	9=(2-5)			
Janar	#REF!	6.192.711	2.680	5.460.531	5.463.201	6.190.631		729.510	0
Shkurt	#REF!	5.323.527	3.823.606	1.601.313	5.424.919	1.499.921		101.392	0
Mars	#REF!	5.141.318	4.963.971	1.661.534	5.628.505	177.347		484.187	0
Prill	#REF!	4.857.464	4.525.615	331.899	4.857.514	331.849		50	0
Maj	#REF!	4.607.810	4.599.520	533.697	5.133.217	68.290		465.407	0
Qershor	#REF!	4.675.924	4.055.720	231.137	4.286.856	626.300		389.068	0
Korrik	#REF!	5.835.059	4.599.634	302.110	4.901.744	835.335		533.265	0
Gusht	#REF!	5.635.939	4.996.203	299.058	5.295.261	699.736		340.678	0
Shtator	#REF!	4.824.463	5.046.489	286.834	5.333.323	222.026		508.860	0
Tetor	#REF!	4.902.445	4.759.610	247.923	5.007.534	142.834		105.089	0
Neutor	#REF!	5.527.306	4.313.657	229.722	4.543.379	1.213.649		983.927	0
Dijetor	#REF!	6.347.229	5.153.618	376.452	5.530.070	1.193.611		817.158	0
Total									

FATURIM-ARKETIMET DHE NDRYSHIMI I GJENDJES DEBITORE GJTE VITIT 2018 (000/LEKE)									
Viti 2018	Tc arketueshme	Faturuar 2018	arketimi per fakturat e 2018	Arketimi per fakturat e 2007-2017	Arketimi total	Te Arketueshme per energjine e faktuar ne vitin 2018		Ndryshimi I gjendjes se Llogarive te arketueshme gjate vitit 2018	Shuarje Detyrimesh
	#REF!	2	5	7	6=5+7	9=(2-5)			
Janar	#REF!	5.939.399	62.380	6.056.898	6.118.178	5.877.619		178.879	0
Shkurt	#REF!	5.685.334	3.857.605	1.825.823	5.683.429	1.827.729		1.905	0
Mars	#REF!	5.680.352	5.325.171	690.885	6.016.056	355.181		335.704	0
Prill	#REF!	4.671.224	5.191.294	427.530	5.618.284	920.670		517.600	0
Maj	#REF!	4.731.173	4.839.352	373.617	5.214.970	108.179		483.797	0
Qershor	#REF!	4.976.161	4.395.221	343.516	4.738.737	580.940		237.425	0
Korrik	#REF!	5.403.874	4.895.796	329.195	5.224.991	508.878		178.883	0
Gusht	#REF!	5.805.751	5.141.751	376.861	5.518.612	664.000		287.130	0
Shtator	#REF!	5.047.859	5.088.650	312.269	5.400.919	40.791		353.061	0
Tetor	#REF!	4.975.893	5.162.026	327.849	5.489.875	186.133		513.982	0
Neutor	#REF!	5.318.350	4.317.124	471.580	4.788.703	1.001.226		529.647	0
Dijetor	#REF!	6.625.289	5.579.121	420.120	5.999.241	1.046.168		626.048	0
Total									

FATURIM-ARKETIMET DHE NDRYSHIMI I GJENDJES DEBITORE GJTE VITIT 2019 (000/LEKE)									
Viti 2019	Tc arketueshme	Faturuar 2019	arketimi per fakturat e 2019	Arketimi per fakturat e 2007-2018	Arketimi total	Te Arketueshme per energjine e faktuar ne vitin 2019		Ndryshimi I gjendjes se Llogarive te arketueshme gjate vitit 2019	Shuarje Detyrimesh
	#REF!	2	5	7	6=5+7	9=(2-5)			
Janar	#REF!	71.896.707	6.710.114	11.908	6.012.663	6.698.306		698.051	0
Shkurt	#REF!	72.200.340	5.819.929	4.271.736	6.214.348	1.948.193		394.418	0
Mars	#REF!	71.887.840	5.496.920	5.066.376	743.045	5.809.420		430.545	0
Prill	#REF!	71.416.559	5.155.722	5.183.086	443.917	5.627.003		471.281	0
Maj	#REF!	71.210.144	5.075.626	4.909.283	372.758	5.282.041		206.415	0
Qershor	#REF!	71.763.430	5.234.553	4.464.984	306.283	4.771.267		859.569	0
Korrik	#REF!	71.806.698	5.684.531	5.061.596	499.647	5.561.235		123.268	0
Gusht	#REF!	72.343.496	6.100.924	5.315.417	338.709	5.644.126		785.507	0
Shtator	#REF!	71.822.038	5.207.417	4.446.625	282.250	5.728.875		239.208	0
Tetor	#REF!	71.361.843	4.992.973	5.051.814	401.354	5.394.327		58.841	0
Neutor	#REF!	72.178.116	5.292.443	4.247.863	228.307	4.476.170		1.044.580	816.273
Dijetor	#REF!	72.573.675	6.251.767	5.518.118	338.090	5.856.208		733.649	395.559
Total									

FATURIM-ARKETIMET DHE NDRYSHIMI I GJENDJES DEBITORE GJTE VITIT 2020 (000/LEKE)									
Viti 2020	Tc arketueshme	Faturuar 2020	arketimi per fakturat e 2020	Arketimi per fakturat e 2007-2019	Arketimi total	Te Arketueshme per energjine e faktuar ne vitin 2020		Ndryshimi I gjendjes se Llogarive te arketueshme gjate vitit 2020	Shuarje Detyrimesh
	#REF!	2	5	7	6=5+7	9=(2-5)			
Janar	#REF!	72.573.657	6.508.770	16.489	5.696.013	5.712.421		4.692.362	796.249
Shkurt	#REF!	73.817.039	6.106.516	4.215.767	1.743.716	5.959.484		1.890.749	147.033
Mars	#REF!	73.916.688	5.129.481	4.299.341	430.490	4.729.831		830.140	399.650
Prill	#REF!	73.467.701	5.029.249	5.202.266	275.941	5.478.206		173.047	448.988
Maj	#REF!	73.234.253	4.885.187	4.856.458	262.176	5.118.635		28.729	233.447
Qershor	#REF!	73.005.446	4.983.466	4.335.811	358.411	4.993.851		199.954	228.907
Korrik	#REF!	73.863.820	5.588.061	4.444.694	325.993	4.727.667		1.143.367	860.374
Gusht	#REF!	74.144.786	5.606.760	5.058.932	268.903	5.327.794		547.868	278.966
Shtator	#REF!	74.000.809	5.327.559	5.096.602	374.933	5.471.536		230.957	143.977
Tetor	#REF!	73.790.738	5.174.314	5.025.332	359.002	5.533.316		148.932	210.070
Neutor	#REF!	74.671.974	5.615.129	4.483.130	250.764	4.733.894		1.132.000	881.235
Dijetor	#REF!	75.609.639	6.641.071	5.412.845	290.561	5.703.406		1.228.226	937.665
Total									

FATURIM-ARKETIMET DHE NDRYSHIMI I GJENDJES DEBITORE GJTE VITIT 2021 (000/LEKE)									
Viti 2021	Tc arketueshme	Faturuar 2021	arketimi per fakturat e 2021	Arketimi per fakturat e 2007-2020	Arketimi total	Te Arketueshme per energjine e faktuar ne vitin 2021		Ndryshimi I gjendjes se Llogarive te arketueshme gjate vitit 2021	Shuarje Detyrimesh
	#REF!	2	5	7	6=5+7	9=(2-5)			
Janar	#REF!	75.609.639	6.400.370	19.639	5.717.093	5.737.532		6.380.731	662.838
Shkurt	#REF!	76.826.391	6.245.453	3.770.254	1.921.284	5.691.538		2.475.198	553.014
Mars	#REF!	76.608.803	6.158.373	5.690.524	6.378.961	6.378.961		467.849	220.588
Prill	#REF!	76.818.750	5.817.548	5.302.814	301.785	5.604.618		514.321	212.947
Maj	#REF!	76.122.770	5.190.837	5.558.138	328.680	5.886.818		367.301	695.980
Qershor	#REF!	75.923.651	5.548.298	5.417.458	328.959	5.746.417		130.840	198.119
Korrik	#REF!	76.924.743	6.377.474	6.053.170	334.613	6.377.474		1.324.765	1.000.093
Gusht	#REF!	77.478.064	6.554.952	5.648.400	353.231	6.001.630		906.552	553.321
Shtator	#REF!	76.933.233	5.401.032	5.687.762	258.102	5.945.864		286.730	544.832
Tetor	#REF!	76.284.525	5.544.032	5.739.826	452.913	6.192.739		195.794	648.707
Neutor	#REF!	76.704.823	5.794.416	5.080.754	293.364	5.374.118		713.662	420.298
Dijetor	#REF!	78.394.397	7.572.744	5.583.186	299.984	5.883.170		1.989.557	1.689.574
Total									

FATURIM-ARKETIMET DHE NDRYSHIMI I GJENDJES DEBITORE GJTE VITIT 2022 (000/LEKE)									
Viti 2022	Tc arketueshme	Faturuar 2022	arketimi per fakturat e 2022	Arketimi per fakturat e 2007-2022	Arketimi total	Te Arketueshme per energjine e faktuar ne vitin 2022		Ndryshimi I gjendjes se Llogarive te arketueshme gjate vitit 2022	Shuarje Detyrimesh
	#REF!	2	5	7	6=5+7	9=(2-5)			
Janar	#REF!	78.394.397	7.902.272	4.793.436	2.065.757	6.859.193		3.108.836	1.043.079
Shkurt	#REF!	80.288.829	7.515.728	4.569.541	2.094.835	6.664.376		2.946.187	851.353
Mars	#REF!	80.426.273	7.857.071	6.691.413	1.028.214	7.719.627		1.165.658	137.444
Prill	#REF!	79.617.380	6.186.945	6.531.117	464.721	6.995.838		344.172	808.893
Maj	#REF!	79.499.259	6.188.303	5.969.488	326.836	6.306.324		2.188.815	1.181.021
Qershor	#REF!	79.997.520	6.553.744	5.610.349	445.524	6.055.583		943.395	498.162
Korrik	#REF!	80.005.681	6.553.744	6.230.846	314.737	6.545.583		322.898	8.161
Gusht	#REF!	79.791.653	7.358.491	7.103.150	469.370	7.572.519		255.341	214.028
Shtator	#REF!	78.554.734	6.162.925	7.005.112	394.733	7.399.844		842.187	1.236.919
Tetor	#REF!	77.962.798	5.248.663	6.104.850	335.749	6.440.598		256.187	591.935
Neutor	#REF!	78.481.014	6.502.315	7.098.011	5.186.007	5.901.009		5.704.303	518.216
Dijetor	#REF!	79.249.438	7.458.986	6.200.688	489.874	6.690.562		1.258.298	768.423
Total									

FATURIM-ARKETIMET DHE NDRYSHIMI I GJENDJES DEBITORE GJTE VITIT 2023 (000/LEKE)									
Viti 2023	Tc arketueshme	Faturuar 2023	arketimi per fakturat e 2023	Arketimi per fakturat e 2007-2023	Arketimi total	Te Arketueshme per energjine e faktuar ne vitin 2023		Ndryshimi I gjendjes se Llogarive te arketueshme gjate vitit 2023	Shuarje Detyrimesh
	#REF!	2	5	7	6=5+7	9=(2-5)			
Janar	#REF!	80.265.490	7.236.860	17.571	6.864.050	6.881.621		7.219.288	355.238
Shkurt	#REF!	80.928.747	7.477.014	4.674.206	2.139.553	6.813.758		2.802.809	663.256
Mars	#REF!	80.025.935	6.588.875	6.660.084	831.603	7.491.687		71.209	902.812
Prill	#REF!	80.225.225	6.521.511	5.757.211	367.010	6.124.221		564.200	379.290
Maj	#REF!	79.401.801	6.993.172	6.505.113	308.483	6.811.596		820.421	0
Qershor	#REF!	79.665.073	6.074.125	5.550.743	261.110	5.811.853		523.382	262.272
Korrik	#REF!	81.307							

Viti 2024	Te arketueshme	Faturuar 2024	arketimi per faturat e 2024	Arketimi per faturat e 2007-2024	Arketimi total	Te Arketueshme per energjine e faturuar ne vitin 2024	Ndryshimi I gjendjes se Llogarive te arketueshme gjate vitit 2022	Suarje Detyrimesh
	80,898,725	2	5	7	6=5+7	9=(2-5)		
Janar	80,866,782	7,374,630	43,814	7,300,873	7,344,687	7,330,816		29,943
Shkurt	80,512,066	6,650,006	4,919,897	2,086,825	7,006,722	1,730,109		356,716
Mars	79,792,096	6,078,325	5,882,823	915,472	6,798,295	195,502		719,970
Prill	78,750,197	5,298,149	5,791,231	548,817	6,340,048	493,682		1,041,899
Maj	78,164,922	5,291,466	5,330,756	545,985	5,876,740	39,290		585,274
Qershor	78,955,726	5,903,682	4,859,817	253,061	5,112,878	1,043,805		790,804
Korrik	79,959,220	7,200,506	5,762,477	434,435	6,196,912	1,438,029		1,003,594
Gusht	80,757,168	7,524,914	6,460,912	266,154	6,727,066	1,064,002		797,848
Shtator	79,508,725	5,852,055	6,768,560	331,938	7,100,498	916,586		1,248,443
Tetor	78,494,008	5,427,015	6,215,717	226,015	6,441,732	5,201,000		1,014,717
Netor	79,443,101	6,491,713	5,190,200	352,419	5,542,619	6,139,293		949,093
Dijetore	80,374,090	7,870,277	6,074,929	264,352	6,939,281	7,605,925		930,995
Total		76,962,736				77,427,478		

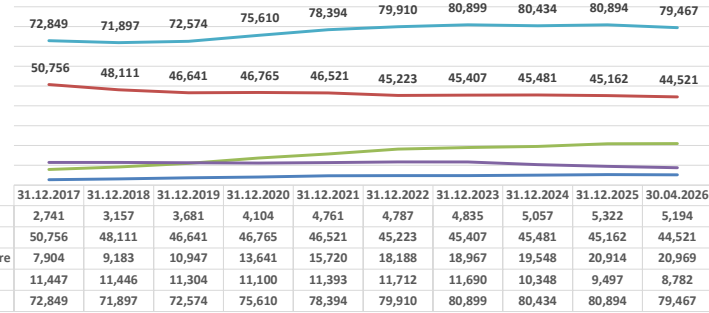
FATURIM-ARKETIMET DHE NDRYSHIMI I GJENDJES DEBITORE GJTE VITIT 2025 (000/LEKE)								
Viti 2025	Te arketueshme	Faturuar 2025	arketimi per faturat e 2025	Arketimi per faturat e 2007-2025	Arketimi total	Te Arketueshme per energjine e faturuar ne vitin 2025	Ndryshimi I gjendjes se Llogarive te arketueshme gjate vitit 2022	Suarje Detyrimesh
	80,374,096	2	5	7	6=5+7	9=(2-5)		
Janar	80,216,107	7,613,214	37,177	7,418,048	7,455,225	7,576,037		157,989
Shkurt	80,471,404	6,856,520	5,080,295	2,031,522	7,111,817	1,776,225		255,297
Mars	80,806,862	6,220,273	5,748,897	806,834	6,555,731	471,376		335,458
Prill	81,479,612	5,608,594	5,883,563	397,781	6,281,344	274,969		672,750
Maj	82,092,236	5,199,892	5,458,287	354,228	5,812,516	258,396		612,624
Qershor	81,613,618	5,790,524	4,592,620	419,587	5,312,207	898,304		476,618
Korrik	80,781,778	6,770,277	5,605,669	282,767	5,888,437	1,114,607		831,840
Gusht	80,363,186	6,755,281	5,922,870	413,819	6,336,689	832,410		418,592
Shtator	81,611,470	5,608,144	6,549,167	307,261	6,856,428	941,023		1,248,284
Tetor	81,972,079	5,542,305	5,606,535	296,378	5,902,914	64,230		360,609
Netor	81,222,085	6,124,923	5,052,198	322,731	5,374,929	1,072,724		749,994
Dijetore	79,913,484	7,544,700	6,038,619	197,560	6,236,179	1,506,162		1,308,601
Total		75,585,026				75,124,414		75,585,026

Viti 2026	Te arketueshme	Faturuar 2026	arketimi per faturat e 2026	Arketimi per faturat e 2007-2026	Arketimi total	Te Arketueshme per energjine e faturuar ne vitin 2026	Ndryshimi I gjendjes se Llogarive te arketueshme gjate vitit 2022	Suarje Detyrimesh
	79,913,484	2	5	7	6=5+7	9=(2-5)		
Janar	79,114,918	7,974,193	55,635	7,119,992	7,175,627	7,918,558		798,566
Shkurt	79,509,988	6,746,624	5,261,951	1,879,743	7,141,694	1,484,673		395,070
Mars	80,329,449	6,285,513	6,232,940	872,034	7,104,974	52,572		819,461
Prill	81,341,314	5,523,201	6,127,650	407,416	6,535,065	604,449		1,011,865

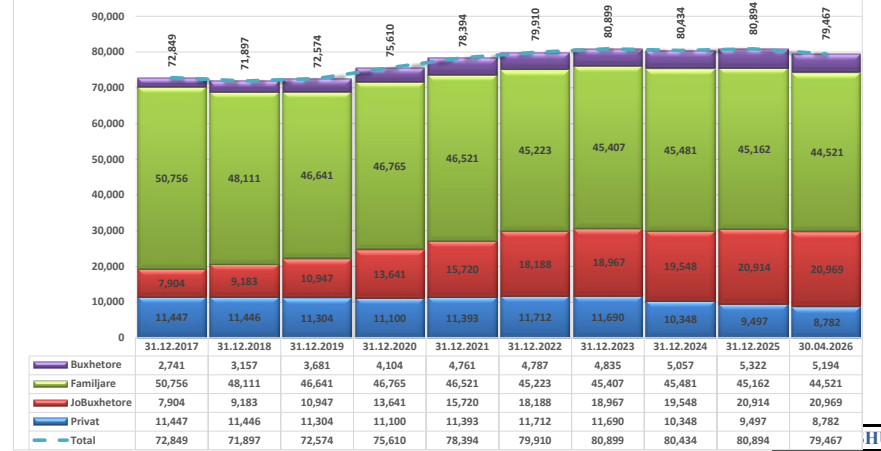
	31.12.2017	31.12.2018	31.12.2019	31.12.2020	31.12.2021	31.12.2022	31.12.2023	31.12.2024	31.12.2025	30.04.2026
Buxhetore	2,741	3,157	3,681	4,104	4,761	4,787	4,835	5,057	5,322	5,194
Familjare	50,756	48,111	46,641	46,765	46,521	45,223	45,407	45,481	45,162	44,521
JoBuxhetore	7,904	9,183	10,947	13,641	15,720	18,188	18,967	19,548	20,914	20,969
Privat	11,447	11,446	11,304	11,100	11,393	11,712	11,690	10,348	9,497	8,782
Total	72,849	71,897	72,574	75,610	78,394	79,910	80,899	80,434	80,894	79,467

	31.12.2017	31.12.2018	31.12.2019	31.12.2020	31.12.2021	31.12.2022	31.12.2023	31.12.2024	31.12.2025	30.04.2026
Privat	11,447	11,446	11,304	11,100	11,393	11,712	11,690	10,348	9,497	8,782
JoBuxhetore	7,904	9,183	10,947	13,641	15,720	18,188	18,967	19,548	20,914	20,969
Familjare	50,756	48,111	46,641	46,765	46,521	45,223	45,407	45,481	45,162	44,521
Buxhetore	2,741	3,157	3,681	4,104	4,761	4,787	4,835	5,057	5,322	5,194
Total	72,849	71,897	72,574	75,610	78,394	79,910	80,899	80,434	80,894	79,467

ECURIA E GJËNDJES DEBITORE NDAJ OPERATORIT TË SHPËRNDARJES  
2017-2026  
SIPAS KLIENTËVE  
(000 000 LEKË)



ECURIA E GJËNDJES DEBITORE NDAJ OPERATORIT TË SHPËRNDARJES  
2017-2026 SIPAS KLIENTËVE  
(000 000 LEKË)



## Niveli i humbjeve dhe arkëtimeve në Rrjetin e Shpërndarjes (2017-2026)

### Niveli i Humbjeve (%) 2017-2026

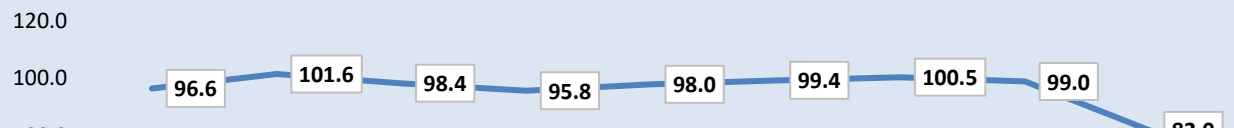
	Janar	Shkurt	Mars	Prill	Maj	Qershor	Korrik	Gusht	Shtator	Tetor	Nentor	Dhjetor
2017	33.50	27.63	28.66	25.81	25.88	28.31	24.69	23.29	19.79	23.76	23.55	27.90
2018	30.65	24.91	27.22	23.33	23.03	20.76	21.46	20.77	19.32	21.53	22.73	26.70
2019	29.25	23.21	26.5	21.36	22.10	19.92	20.42	19.81	17.54	20.40	21.58	24.76
2020	28.22	21.61	28.36	17.39	19.10	18.65	19.69	18.87	16.80	21.21	22.79	20.49
2021	27.87	20.1	25.92	21.08	17.92	18.34	18.75	17.93	16.22	18.56	19.88	20.25
2022	28.42	19.66	23.68	18.24	17.08	17.30	18.42	16.81	14.94	18.36	18.38	19.76
2023	25.79	19.06	21.05	18.65	16.68	16.04	17.48	16.17	14.80	17.62	18.20	21.52
2024	21.28	16.80	19.38	16.67	15.94	16.06	17.64	15.11	14.05	17.77	19.53	21.42
2025	18.53	16.88	20.01	15.69	15.37	14.32	16.34	14.41	12.64	17.49	17.97	20.70
2026	18.57	15.39	18.54	12.88								

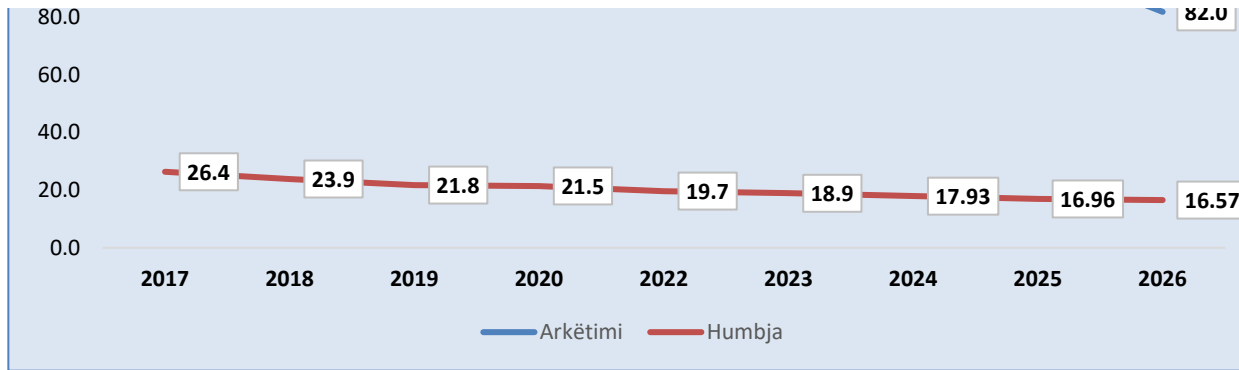
### Niveli i Arkëtimeve (%) 2017-2026

	Janar	Shkurt	Mars	Prill	Maj	Qershor	Korrik	Gusht	Shtator	Tetor	Nentor	Dhjetor
2017	85.20	87.60	105.70	94.50	105.70	91.80	104.80	97.40	94.60	103.80	92.70	100.10
2018	96.39	95.69	105.82	98.92	111.64	100.16	105.00	102.12	93.03	108.76	96.24	108.94
2019	90.7	92.6	99.8	102.4	102.50	94.00	104.40	99.30	93.90	104.70	89.60	110.70
2020	91.4	91.6	77.5	106.8	101.80	102.20	96.80	95.30	96.60	101.10	91.50	101.80
2021	86.4	88.9	102.1	91	101.20	110.70	96.90	94.10	90.70	114.70	96.90	101.50
2022	90.6	84.3	102.7	90.5	98.00	97.90	99.90	105.00	100.60	104.50	102.30	102.90
2023	92.3	94.2	100.2	92.9	113.7	95.70	93.60	101.60	101.20	113.80	103.80	96.70
2024	92	95	101.2	104.3	110.9	96.60	105.00	93.40	94.40	110.10	102.10	106.90
2025	94.7	93.4	95.6	101	103.6	102.20	101.70	94.30	101.50	105.30	97.00	101.80
2026	95.1	89.6	105.3	104								

	2017	2018	2019	2020	2022	2023	2024	2025	2026
Arkëtimi	96.6	101.6	98.4	95.8	98.0	99.4	100.5	99.0	82.0
Humbja	26.4	23.9	21.8	21.5	19.7	18.9	17.93	16.96	16.57

### Arkëtimi dhe Humbjet në Sistemin e Shpërndarjes (%) 2017-2026





**Burimi :OSHEE Group sha**

	Janar	Shkurt	Mars	Prill	Maj	Qershor	Korrik	Gusht	Shtator	Tetor	Nëntor	Dhjetor	VITI
2016	671,884	559,772	573,419	469,803	477,468	463,248	509,916	514,034	451,153	480,236	540,024	688,760	6,399,717
2017	715,886	562,270	545,214	493,731	475,055	485,386	529,805	543,145	451,103	482,629	546,256	667,841	6,498,322
2018	659,778	590,823	597,595	468,417	467,468	468,885	508,892	539,134	465,468	471,407	517,882	681,162	6,436,911
2019	735,813	586,992	559,331	500,485	501,061	500,729	533,842	565,788	471,684	472,833	507,920	639,953	6,576,432
2020	708,611	607,803	589,581	489,236	464,183	463,789	527,801	533,336	482,358	506,280	562,127	669,977	6,605,082
2021	724,554	629,962	662,183	590,810	504,970	519,563	591,485	603,872	485,288	523,606	552,840	747,790	7,136,936
2022	774,084	656,456	698,991	556,264	504,224	525,509	591,875	587,527	481,886	480,961	536,263	650,564	7,044,604
2023	774,084	656,456	698,991	556,264	504,224	525,509	591,875	587,527	481,886	480,961	536,263	650,564	7,044,604
2024	833,309	680,841	691,925	582,304	551,158	564,242	683,298	678,150	539,707	533,630	660,362	882,102	7,881,013
2025	845,654	730,552	733,443	651,496	570,965	599,993	685,261	670,846	549,933	606,015	727,019	880,243	8,251,420
2026	963,204	834,071	761,700	665,420									

	Janar	Shkurt	Mars	Prill	Maj	Qershor	Korrik	Gusht	Shtator	Tetor	Nëntor	Dhjetor
Mesatarja	744,366	626,193	635,067	535,881								
2026	963,204	834,071	761,700	665,420								

**MESATARJA 10 VJEÇARE E ENERGJISË TOTALE NË RRJETIN E SHPËRNDARJES SIPAS MUAJVE TË VITIT (MWh) KRAHASUAR ME 4-Mujorin 2026**



Burimi : OSHEE Group sha

### Alokimi i Kapaciteteve në interkoneksion 4 mujori 2026

Ankandi	Periudha	Shqiperi - Mali Zi						Shqiperi - Greqi						Shqiperi - Kosove					
		ATC e ofruar ne Ankand		ATC e shitur ne Ankand		Cmimi Ankandit		ATC e ofruar ne Ankand		ATC e shitur ne Ankand		Cmimi Ankandit		ATC e ofruar ne Ankand		ATC e shitur ne Ankand		Cmimi Ankandit	
		Export	Import	Export	Import	Export	Import	Export	Import	Export	Import	Export	Import	Export	Import	Export	Import	Export	Import
		[ MW ]	[ MW ]	[ MW ]	[ MW ]	[ Euro/MWh ]	[ Euro/MWh ]	[ MW ]	[ MW ]	[ MW ]	[ MW ]	[ Euro/MWh ]	[ Euro/MWh ]	[ MW ]	[ MW ]	[ MW ]	[ MW ]	[ Euro/MWh ]	[ Euro/MWh ]
Janar	01.01.2026-31.01.2026	0	1	0	1	0	0.5	300	0	300	0	0.36	0	150	150	150	150	1.44	0.4
Shkurt	01.02.2026-28.02.2026	0	1	0	1	0	1.03	300	100	300	100	2.61	5.19	150	150	150	150	5.46	0.25
Mars	01.03.2026-31.03.2026	0	1	0	1	0	0.62	300	100	300	100	4.09	1.5	150	150	150	150	5.32	0.11
Prill	01.04.2025-30.04.2025	0	1	0	1	0	1.12	100	100	100	100	3.78	2.02	150	150	150	150	3.5	0.1

Burimi: OST sh.a.

Disbalancat për 4 mujorin 2026

Pale Përgjegjëse Balancuese	JANAR		SHKURT		MARS		PRILL		Totali 4 mujor 2026	
	Dis. Negative [MWh]	Dis. Pozitive [MWh]	Dis. Negative [MWh]	Dis. Pozitive [MWh]	Dis. Negative [MWh]	Dis. Pozitive [MWh]	Dis. Negative [MWh]	Dis. Pozitive [MWh]	Dis. Negative [MWh]	Dis. Pozitive [MWh]
ALB Energy Trade	1,515.98	3,291.68	681.35	3,742.84	774.87	4,792.46	2,506.58	3,485.18	5,478.76	15,312.15
ALB Energy Trade ne prog								30.70		
AlbEst Trading	8.18	55.87	2.44	92.67	7.16	15.92	3.87	19.27	21.65	183.74
AlbEsp ne prog			7.07		7.00				14.07	-
ALPEX	0.01						50.70	56.00	50.71	56.00
AYEN AS ENERGJI sha	576.43	510.27	206.13	251.80	273.22	131.98	188.82	187.56	1,244.60	1,081.61
Danske Commodities ne prog	6.93	7.63	2.93	0.47	4.54	2.44	3.11	2.89	17.51	13.43
DEVOLL HYDROPOWER sha	501.77	119.82	179.70	321.03	352.38	72.62	156.50	59.71	1,190.36	573.19
DEVOLL HYDROPOWER prog										-
DRAGOBIA ENERGY sha	32.20	159.09	20.95	92.60	37.25	51.01	62.65	103.61	153.06	406.31
EFT	850.18	590.46	783.03	162.12	1,100.97	242.74	1,017.14	181.51	3,751.33	1,176.82
EFT ne prog	0.77	12.70	0.45	6.25	1.13	24.74	1.15	15.98	3.50	59.67
ENER TRADE shpk	1,141.93	2,751.06	662.21	4,193.10	864.03	3,062.01	905.82	3,012.52	3,573.99	13,018.68
ENER TRADE ne prog						55.08				
ENERGY COMMODITIES	20.67	3.32	4.02	0.81					24.69	4.13
EZ-S ENERGY shpk	149.83	218.32	51.02	262.33	0.85	232.07	16.25	174.15	217.95	886.87
FUTURE ENERGY	186.51	1,126.55	284.08	273.73	150.22	135.28	40.04	1,034.43	660.85	2,570.00
FUTURE ENERGY ne prog					1.21		9.64		10.85	-
Furnizuesi I Tregut të Lirë FTL (OSHEE Gr	6,503.76	25,266.69	4,572.84	20,505.26	4,187.57	18,589.35	3,781.02	17,334.29	19,045.20	81,695.60
Furnizuesi I Tregut të Lirë FTL (OSHEE Gr	5.00		95.00	60.00			90.00		200.00	60.00
GEN-I	664.87	496.86	322.57	329.48	217.29	135.79	116.07	524.40	1,320.79	1,486.53
GEN-I ne prog	1.37	440.24	2.20	162.40	-	37.12	63.60	31.80	67.17	671.56
Global Technical Mechanics	79.53	153.10							79.53	153.10
Global Technical Mechanics ne prog	2.00								2.00	-
GSA shpk	3,784.85	3,043.35	2,075.07	4,839.38	3,365.02	3,775.93	3,293.33	2,841.47	12,518.27	14,500.13
KESH (Pale Përgjegjëse Balancuese)	5,187.32	1,821.99	4,991.37	2,267.58	3,451.34	2,959.15	2,355.39	3,312.59	15,985.42	10,361.31
KESH ne prog	129.84	220.00	20.00	490.00	399.28	360.96	20.00	315.91	569.12	1,386.87
KURUM INTERNATIONAL sha	526.38	129.58	278.53	47.55	214.45	74.96	121.53	41.50	1,140.88	293.58
NOA	19.48	24.21	254.41	396.03	341.44	399.69	48.59	875.54	663.91	1,695.47
SPV Blue I									-	-
SPV Blue I ne prog									-	-
Sunny Side Energy	1,259.58	1,930.44	648.60	2,841.78	636.53	3,589.75	483.06	3,036.28	3,027.78	11,398.25
Sunny Side Energy		2.00						5.00		7.00
OST - HUMBJET	4,318.68	1,627.27	2,961.47	758.31	2,111.49	2,095.68	1,971.59	774.09	11,363.23	5,255.35
SGX Energy									-	-
KOSTT										
	7,224.394	5,459.186	4,826.463	5,673.314	7,597.828	4,531.971	4,786.536	6,107.001	24,435.22	21,771.47
Ofruesi i Sherbimit te Balancimit	Ulje Gjenerimi [MWh]	Rritje Gjenerimi [MWh]	Ulje Gjenerimi [MWh]	Rritje Gjenerimi [MWh]	Ulje Gjenerimi [MWh]	Rritje Gjenerimi [MWh]	Ulje Gjenerimi [MWh]	Rritje Gjenerimi [MWh]	Ulje Gjenerimi [MWh]	Rritje Gjenerimi [MWh]
Devoll HP Energjia Akt	475.72		228.30	772.63	1,624.71	9.42	281.56		2,610.28	782.05
Devoll HP Energjia Shtese Akt									-	-
KESH sha. Energjia Akt	9,840.81	8,007.04	10,470.49	8,774.95	10,231.15	10,318.94	7,739.912	6,875.747	38,282.36	33,976.67
KESH sha. Energjia Shtese Akt	17,487.25	7,201.98	20,768.24	3,929.52	19,649.33	6,227.17	18,228.990	4,718.340	76,133.80	22,077.01
TOTALI	62,502.22	64,670.69	55,400.94	61,247.94	57,612.23	61,924.23	48,343.44	55,157.47	223,858.83	242,914.55
Disbalancat mujore [MWh]		2,168.47		5,847.01		4,312.00		6,814.03		19,055.72

Burimi: OST sh.a.

NR	KLIENTËT NË TENSION TË LARTË	KLIENTËT NË TENSION TË LARTË PËR 4 MUJORIN 2026				
		Energjia e faturuar në [MWh]				
		Janar	Shkurt	Mars	Prill	Totali [MWh]
1	<i>EL220-L220KURUM/337</i>	507	360	363	342	1,572
2	<i>F.ARRES-T3/653</i>	1,392	1,318	1,398	1,308	5,417
3	<i>Titan T1,T2</i>	9,776	8,659	7,967	8,376	34,778
4	<i>FUSHE KRUIJE 220kV-T2/058</i>	5,779	1,848	6,595	10,601	24,823
5	<i>N/ST 220/6,3Colacent-T1/336</i>	1,277	571	1,692	1,628	5,167
6	<i>N/ST i GSA EL 110kV-T1/694</i>	9,392	8,554	9,474	9,185	36,606
7	<i>N/ST i GSA EL 110kV-T2/960</i>	0	0		0	0
8	<i>N/ST I CWI Albania T1/148</i>	538	489	610	600	2,238
9	<i>N/ST i AES EL 110kV-T1/690</i>	105	4,003	4,967	6,780	15,856
10	<i>N/ST I AES EL 110kV-T2/692</i>	101	4,015	9,343	6,915	20,374
11	<i>HEC Moglice T1,T2,T3</i>	0	1	1	59	60
12	<i>HEC Peshqesh-T1/633</i>	5	1	16	20	43
13	<i>Lajthiza T1/742</i>	66	0	226	209	502
14	<i>Nova Sola Tr 1/322</i>	993	530	116	137	1,775
15	<i>Erseka Solar Park 1 Tr 1/328</i>	22	18	18	15	73
16	<i>Spv Blue 1 T1/139</i>	33	27	29	24	113
17	<i>Spv Blue 2 T1/605</i>	65	54	53	47	220
18	<i>Hec Gojan T1/338</i>	0	0	0	1	1
19	<i>Hec Gostima 4 T1/154</i>	0	0	0	0	0
20	<i>Hec Gostima 5 T1/342</i>	0	0	0	0	0
21	<i>Hec Gostima 6 T1/340</i>	0	0	0	0	0
22	<i>HEC Ashta1-T1,HEC Ashta2-T1,</i>	4	0	0	0	4
23	<i>HEC Banje T1,T2</i>	3	1	5	10	20
24	<i>HEC Fang-T1,T2.</i>	6	0	26	40	72
25	<i>Hec Bishnica 1,2</i>	0	0	0	0	0
26	<i>Hec Slabinja/350</i>	1	0	0	0	1
27	<i>Sunny Side Solar</i>	72	65	62	48	248
28	<i>Generation from KURUM</i>	1	1	0	26	29
29	<i>GreenNat Solar Park T1</i>		29	40	36	104
30	<i>GreenNat Solar Park T2</i>		0	32	30	62
31	<i>FERRO KROM-F1,F2,F3,F4</i>	73	5,819	7,230	7,102	20,224
	<b>TOTAL</b>	<b>30,214</b>	<b>36,365</b>	<b>50,262</b>	<b>53,540</b>	<b>170,381</b>
<b>Burimi: OST sh.a.</b>						

**Devijimet nga programi interkoneksionit 2026 (4-mujori)**

<i>Minus = Hyrje</i>		<i>Plus = Dalje</i>			
<i>Data</i>	Janar	Shkurt	Mars	Prill	2026
<i>1</i>	102	113	314	175	<b>704</b>
<i>2</i>	368	169	212	63	<b>812</b>
<i>3</i>	292	43	143	-20	<b>458</b>
<i>4</i>	1019	193	207	158	<b>1,577</b>
<i>5</i>	433	322	211	509	<b>1,475</b>
<i>6</i>	1007	285	163	212	<b>1,667</b>
<i>7</i>	60	384	168	400	<b>1,012</b>
<i>8</i>	-68	117	373	385	<b>807</b>
<i>9</i>	140	231	184	592	<b>1,147</b>
<i>10</i>	-675	139	135	133	<b>-268</b>
<i>11</i>	-50	221	198	83	<b>452</b>
<i>12</i>	-434	130	219	196	<b>111</b>
<i>13</i>	197	127	211	252	<b>787</b>
<i>14</i>	336	78	202	290	<b>906</b>
<i>15</i>	599	731	64	110	<b>1,504</b>
<i>16</i>	290	1078	121	147	<b>1,636</b>
<i>17</i>	711	376	35	339	<b>1,461</b>
<i>18</i>	87	53	-120	519	<b>539</b>
<i>19</i>	33	89	14	175	<b>311</b>
<i>20</i>	-444	377	189	30	<b>152</b>
<i>21</i>	2	19	150	-32	<b>139</b>
<i>22</i>	97	105	130	345	<b>677</b>
<i>23</i>	166	14	235	484	<b>899</b>
<i>24</i>	71	40	191	227	<b>529</b>
<i>25</i>	197	218	170	201	<b>786</b>
<i>26</i>	296	136	70	47	<b>549</b>
<i>27</i>	126	83	329	76	<b>614</b>
<i>28</i>	-12	105	82	133	<b>308</b>
<i>29</i>	217	0	-38	84	<b>263</b>
<i>30</i>	182	0	219	-21	<b>380</b>
<i>31</i>	133	0	-42	0	<b>91</b>
<i>Total</i>	<b>5478</b>	<b>5977</b>	<b>4738</b>	<b>6291</b>	<b>22,484</b>

Burimi:OST sha

Transaksionet e energjisë elektrike të Pjesëmarrësve të Tregut në [MWh] për 4 mujorin 2026

Nr.	Subjekti	Lloji transaksionit	Janar	Shkurt	Mars	Prill	Total [MWh]	
1	DEVOLLI HP	Shkëmbime Cross-Border	AL-GR Greece - IN	-3,441		-2,418	-0,409	-9,988
			AL-KS Kosovo - IN	0	0	0	0	0
			AL-ME Monte Negro - IN	-476		-119	-63	-658
			<b>Total IN</b>	<b>-3,917</b>	<b>0</b>	<b>-2,537</b>	<b>-4,112</b>	<b>-10,566</b>
			AL-GR Greece - OUT	53,449	53,528	44,061	7,584	158,622
			AL-KS Kosovo - OUT	32,666	23,895	34,414	1,100	92,075
		AL-ME Monte Negro - OUT	62,392	61,735	53,962	18,139	196,228	
		<b>Total OUT</b>	<b>148,507</b>	<b>139,158</b>	<b>132,437</b>	<b>26,823</b>	<b>446,925</b>	
		Prodhimi	Prodhim Devolli HP	144,505	148,522	130,040	25,132	448,198
			<b>Total Prodhim</b>	<b>144,505</b>	<b>148,522</b>	<b>130,040</b>	<b>25,132</b>	<b>448,198</b>
		Transaksionet e brendshme	Blerje AYEN Energy Trading					0
			Blerje ALPEX	-1,709	-381	-2,263	-88	-4,441
			Shitje ALPEX	1,623	9,973	2,403	2,508	16,508
			Blerje GEN-I					0
Shitje GEN-I						0		
2	AYEN Energy Trading	Shkëmbime Cross-Border	AL-GR Greece - IN	-912		-3,233	-2,122	-6,267
			AL-KS Kosovo - IN	0	0	0	0	0
			AL-ME Monte Negro - IN	-536		-71	-92	-699
			<b>Total IN</b>	<b>-1,448</b>	<b>0</b>	<b>-3,304</b>	<b>-2,214</b>	<b>-6,966</b>
			AL-GR Greece - OUT	0	220	0	0	220
			AL-KS Kosovo - OUT	0	0	0	0	0
		AL-ME Monte Negro - OUT	0	0	0	30	30	
		<b>Total OUT</b>	<b>0</b>	<b>220</b>	<b>0</b>	<b>30</b>	<b>250</b>	
		Transaksionet e brendshme	Blerje AYEN AS Energji					0
			Shitje AYEN AS Energji					0
			Blerje SPV BLUE 1					0
			Shitje SPV BLUE 1					0
			Blerje GEN-I					0
			Blerje AET					0
Shitje AET	28			1,646	605	2,279		
Shitje NOA ENERGY TRADE	11,418		29,138	2,435	3,968	46,958		
Shitje AI ENERGY X					0			
Shitje SOLE24	215		776	1,391	2,383			
Shitje FUTURE ENERGY TRADING AND EXCHANGE DYNAMICS					0			
<b>Total transaksione</b>	<b>1,448</b>	<b>-220</b>	<b>3,307</b>	<b>2,184</b>	<b>6,716</b>			
3	AYEN AS Energji	Shkëmbime Cross-Border	AL-GR Greece - IN					0
			AL-KS Kosovo - IN					0
			AL-ME Monte Negro - IN					0
			<b>Total IN</b>	<b>0</b>	<b>0</b>	<b>0</b>	<b>0</b>	<b>0</b>
			AL-GR Greece - OUT					0
			AL-KS Kosovo - OUT					0
		AL-ME Monte Negro - OUT					0	
		<b>Total OUT</b>	<b>0</b>	<b>0</b>	<b>0</b>	<b>0</b>	<b>0</b>	
		Prodhimi	Prodhim HEC PESHQESH+HEC FANG	60,611	60,567	33,662	13,448	168,287
			<b>Total Prodhim</b>	<b>60,611</b>	<b>60,567</b>	<b>33,662</b>	<b>13,448</b>	<b>168,287</b>
		Transaksionet e brendshme	Blerje AYEN Energy Trading					0
			Shitje AYEN Energy Trading					0
			Blerje SOLE24					0
			Shitje SOLE24	60,611	60,567	33,662	13,448	168,287
<b>Total transaksione</b>	<b>60,611</b>		<b>60,567</b>	<b>33,662</b>	<b>13,448</b>	<b>168,287</b>		
4	GEN-I	Shkëmbime Cross-Border	AL-GR Greece - IN	-24,961	-19,627	-42,267	-19,697	-106,552
			AL-KS Kosovo - IN	-2,397	-2	0	0	-2,399
			AL-ME Monte Negro - IN	-3,902	-1,443	-5,283	-6,224	-16,852
			<b>Total IN</b>	<b>-31,260</b>	<b>-21,072</b>	<b>-47,550</b>	<b>-25,921</b>	<b>-125,803</b>
			AL-GR Greece - OUT	13,702	2,247	60	2,221	18,230
			AL-KS Kosovo - OUT	6,581	5,869	5,967	3,593	22,010
		AL-ME Monte Negro - OUT	56,968	45,617	45,756	33,390	181,731	
		<b>Total OUT</b>	<b>77,251</b>	<b>53,733</b>	<b>51,783</b>	<b>39,204</b>	<b>221,971</b>	
		Prodhimi	Prodhimi grupi Balancimit	5,957	6,648	5,254	7,505	25,364
			<b>Total Prodhim</b>	<b>5,957</b>	<b>6,648</b>	<b>5,254</b>	<b>7,505</b>	<b>25,364</b>
		Transaksionet e brendshme	Blerje ALPEX	-14,031	-5,595	-5,411	-6,018	-31,055
			Shitje ALPEX	12,205	4,199	7,755	6,722	30,880
			Blerje AYEN EN TRADING					0
			Shitje AYEN EN TRADING					0
Blerje ERSEKA SOLAR PARK 1						0		
Shitje ERSEKA SOLAR PARK 1						0		
Blerje ENER TRADE						0		
Shitje ENER TRADE						0		
Shitje GSA						0		
Blerje KESH	-41,842		-24,655	-1,080	-6,440	-74,017		
Shitje KESH	3,360				3,360			
Blerje KURUM	-55		-240		-295			
Blerje SPV BLUE 1	-110	-122	-40	-10	-282			
Blerje DEVOLLI HP					0			
Shitje DEVOLLI HP					0			
<b>Total transaksione</b>	<b>-40,473</b>	<b>-26,173</b>	<b>984</b>	<b>-5,747</b>	<b>-71,409</b>			
5	GSA (Grup Balancimi me SPV BLUE1 dhe SPV BLUE2)	Shkëmbime Cross-Border	AL-GR Greece - IN	-7,649	-1,711	-6,893	-2,158	-18,411
			AL-KS Kosovo - IN	-7,967	-1,631	-11,473	-10,952	-32,023
			AL-ME Monte Negro - IN	-16,052	-4,047	-18,566	-13,891	-52,556
			<b>Total IN</b>	<b>-31,668</b>	<b>-7,389</b>	<b>-36,932</b>	<b>-27,001</b>	<b>-103,050</b>
			AL-KS Kosovo - OUT	4,567	30,103	8,025	3,453	46,148
			AL-ME Monte Negro - OUT	387	18			405
		<b>Total OUT</b>	<b>4,954</b>	<b>30,121</b>	<b>8,025</b>	<b>3,453</b>	<b>46,553</b>	
		Prodhimi	Prodhim	20,408	27,673	23,668	29,585	101,334
			<b>Total Prodhim</b>	<b>20,408</b>	<b>27,673</b>	<b>23,668</b>	<b>29,585</b>	<b>101,334</b>
		Transaksionet e brendshme	Shitje grupi Balancimit	17,434	15,711	18,873	22,095	74,113
			Blerje KESH	-11,432	-53,497	-2,720	-6,580	-74,229
			Shitje KESH	3,840				3,840
			Blerje ALPEX	-213	-770	-3,784	-263	-6,030
			Shitje ALPEX	9,657	11,830	2,448	3,684	27,619
Shitje SPV BLUE 2 tek ALPEX	2,805		4,319	5,822		12,947		
Blerje SPV BLUE 2 nga ALPEX				0	7,346	7,346		
Shitje SPV BLUE 1 nga ALPEX	2,562		4,163	4,902	8,432	20,059		
Blerje SPV BLUE 1 tek ALPEX				-13		-13		
Shitje SPV BLUE 2 tek FUTURE_ENT				1,635		1,635		
Shitje SPV BLUE 1 tek GEN-I	110		122	40	10	282		
Shitje SPV BLUE 1 nga FUTURE_ENT					682	682		
Blerje ENER TRADE						0		
Blerje GEN-I						0		
Blerje KURUM						0		
Shitje KURUM						0		
Blerje RENRGY_TR					-125			
AL-ME Monte Negro - IN	-17,059	-36,874	-20,234	-18,076	-92,243			
<b>Total IN</b>	<b>-24,821</b>	<b>-38,698</b>	<b>-23,771</b>	<b>-21,986</b>	<b>-109,276</b>			
Shkëmbime Cross-Border	AL-GR Greece - OUT	9,735	36,609	17,298	17,491	81,133		
	AL-KS Kosovo - OUT	22,339	3,343	3,997	4,959	34,638		
	AL-ME Monte Negro - OUT	2,134	190	1,484	2,637	6,445		
	<b>Total OUT</b>	<b>34,208</b>	<b>40,142</b>	<b>22,779</b>	<b>25,087</b>	<b>122,216</b>		
Transaksionet e brendshme	Blerje KESH	-11,232	-2,016	-336.0	-4,410	-17,994.00		
	Shitje KESH					0.00		
	Blerje AYEN Energy Trading					0.00		
	Shitje AYEN Energy Trading					0.00		
	Blerje ALPEX	-992.44	-332	-113.4	-57.0	-1,494.55		
Shitje ALPEX	2,837	906	1,443.5	1,366.2	6,552.63			
Blerje Renergy TR					0.00			
Shitje Renergy TR					0.00			



14	ENSCO Trading	Shkembime Cross-Border	AL-KS Kosovo - IN	0	0	0	0	0
			AL-ME Monte Negro - IN	0	0	0	0	0
			<b>Total IN</b>	<b>0</b>	<b>0</b>	<b>0</b>	<b>0</b>	<b>0</b>
			AL-GR Greece - OUT	1	1,319	1,026	2,346	
			AL-KS Kosovo - OUT	0	0	0	0	0
		AL-ME Monte Negro - OUT	0	0	0	0	0	
		<b>Total OUT</b>	<b>0</b>	<b>1</b>	<b>1,319</b>	<b>1,026</b>	<b>2,346</b>	
		Blerje ALPEX	-1	-1,319	-1,026	-2,346		
		Shitje ALPEX					0	
		<b>Total transaksione</b>	<b>0</b>	<b>-1</b>	<b>-1,319</b>	<b>-1,026</b>	<b>-2,346</b>	
15	ENER TRADE	Shkembime Cross-Border	AL-GR Greece - IN	-1,442		-2,252	-6,771	-10,465
			AL-KS Kosovo - IN					0
			AL-ME Monte Negro - IN	-4,820	-16,277	-24,653	-14,653	-60,403
			<b>Total IN</b>	<b>-6,262</b>	<b>-16,277</b>	<b>-26,905</b>	<b>-21,424</b>	<b>-70,868</b>
			AL-GR Greece - OUT	16,943	53,682	12,447	1,170	84,242
			AL-KS Kosovo - OUT	360	22	10,080	2,520	12,982
			AL-ME Monte Negro - OUT	6,344	24,994	21,581	14,421	67,540
			<b>Total OUT</b>	<b>23,947</b>	<b>78,698</b>	<b>44,108</b>	<b>18,111</b>	<b>164,764</b>
			Prodhimi grupi Balancimit	22,616.4	26,969	21,334	28,465.86	99,385.06
			<b>Total Prodhim</b>	<b>22,616.42</b>	<b>26,968.75</b>	<b>21,334.03</b>	<b>28,465.86</b>	<b>99,385.06</b>
		Konsumi grupi Balancimit	2,865.5	2,462	2,906	2,927	11,160	
		Blerje KESH	-20,090.0	-62,742	-36,800.0	-5,600	-125,232	
		Shitje KESH					0	
		Blerje PROTERGIA ENERGY	-520.0	-240			-760	
		Shitje PROTERGIA ENERGY		7,645	5,760.0		13,405	
		Blerje SUNNY SIDE					0	
		Blerje ALPEX	-2,712.36	-3,280	-394.9	-193	-6,580	
		Shitje ALPEX	25,488.3	20,703	32,604.8	34,645	113,441	
		<b>Total transaksione</b>	<b>5,031</b>	<b>-35,452</b>	<b>4,076</b>	<b>31,779</b>	<b>5,434</b>	
		16	AbESP Trading & Consulting shpk (AESPF)	Shkembime Cross-Border	AL-GR Greece - IN	0	0	0
AL-KS Kosovo - IN	0				0	0	0	0
AL-ME Monte Negro - IN	-678				-195	-714	-415	-2,002
<b>Total IN</b>	<b>-678</b>				<b>-195</b>	<b>-714</b>	<b>-415</b>	<b>-2,002</b>
AL-GR Greece - OUT	0				0	0	0	0
AL-KS Kosovo - OUT	0			0	0	0	0	
AL-ME Monte Negro - OUT	52			443	59	443	997	
<b>Total OUT</b>	<b>52</b>			<b>443</b>	<b>59</b>	<b>443</b>	<b>997</b>	
Konsumi	261.96			278.83	203	195.03	939	
Shitje AET				48			48	
Blerje AET		-10			-10			
Blerje NOA					0			
Blerje KESH		-2,055.00		-602	-2,657			
Blerje ALPEX	-82.53	-110.07	-179	-263	-634			
Shitje ALPEX	878.57	1,475.91	742	762	3,859			
Shitje AYEN EN TRADING					0			
Blerje Dragobia Energy	-432.00		-163	-120	-715			
Shitje Dragobia Energy			58		58			
Shitje TIRANA INTERNATIONAL DEVELOPMENT sh.a.(TID)					0			
Blerje SUNNY SIDE		-12			-12			
Shitje SUNNY SIDE		144			144			
<b>Total transaksione</b>	<b>626</b>	<b>-241</b>	<b>662</b>	<b>-28</b>	<b>1,019</b>			
17	ADA Solar SE sh.p.k	Shkembime Cross-Border	AL-GR Greece - IN	-1,276	-4,353	-8,190	-4,753	-18,572
			AL-KS Kosovo - IN	0	0	0	0	0
			AL-ME Monte Negro - IN	0	0	0	0	0
			<b>Total IN</b>	<b>-1,276</b>	<b>-4,353</b>	<b>-8,190</b>	<b>-4,753</b>	<b>-18,572</b>
			AL-GR Greece - OUT	0	0	0	0	0
		AL-KS Kosovo - OUT	0	0	0	0	0	
		AL-ME Monte Negro - OUT	1,276	4,353	8,190	4,753	18,572	
		<b>Total OUT</b>	<b>1,276</b>	<b>4,353</b>	<b>8,190</b>	<b>4,753</b>	<b>18,572</b>	
		<b>Total transaksione</b>	<b>0</b>	<b>0</b>	<b>0</b>	<b>0</b>	<b>0</b>	
		18	DRAGOBIA ENERGY	Shkembime Cross-Border	AL-GR Greece - IN			
AL-KS Kosovo - IN								0
AL-ME Monte Negro - IN								0
<b>Total IN</b>	<b>0</b>				<b>0</b>	<b>0</b>	<b>0</b>	<b>0</b>
AL-GR Greece - OUT								0
AL-KS Kosovo - OUT							0	
AL-ME Monte Negro - OUT							0	
<b>Total OUT</b>	<b>0</b>			<b>0</b>	<b>0</b>	<b>0</b>	<b>0</b>	
Prodhimi	10,363.90			7,254.45	5,749.0	8,898	32,265.71	
<b>Total Prodhim</b>	<b>10,363.90</b>			<b>7,254.45</b>	<b>5,749.0</b>	<b>8,898.4</b>	<b>32,265.71</b>	
Konsumi	1,477.4	1,316	1,308	1,336	5,438			
Blerje ALPEX					0.00			
Shitje ALPEX					0.00			
Blerje ABESP			-58.29		-58.29			
Shitje ABESP	432,000		163.20	120.00	715.20			
Shitje FUTURE ENT		240.00		108.00	348.00			
Shitje FTL	8,454,460	5,698.29	4,336	7,334	25,822.43			
<b>Total transaksione</b>	<b>10,364</b>	<b>21,902</b>	<b>4,441</b>	<b>7,562</b>	<b>32,266</b>			
19	FUTURE ENERGY TRADING AND EXCHANGE DYNAMICS	Shkembime Cross-Border	AL-GR Greece - IN	-2,396	-222	-564.00	-1,006	-4,188
			AL-KS Kosovo - IN					0
			AL-ME Monte Negro - IN	-21		-717	-887	-1,625
			<b>Total IN</b>	<b>-2,417</b>	<b>-222</b>	<b>-1,281</b>	<b>-1,893</b>	<b>-5,813</b>
			AL-GR Greece - OUT					0
		AL-KS Kosovo - OUT		77	1,453	48	1,578	
		AL-ME Monte Negro - OUT	768	2,354	160	660	3,942	
		<b>Total OUT</b>	<b>768</b>	<b>2,431</b>	<b>1,613</b>	<b>708</b>	<b>5,520</b>	
		Prodhimi grupi Balancimit	2,142	2,606	2,358	2,407	9,514	
		<b>Total Prodhim</b>	<b>2,142</b>	<b>2,606</b>	<b>2,358</b>	<b>2,407</b>	<b>9,514</b>	
Shitje grupi Balancimit	2,385	1,421	1,376.6	2,116	7,298			
Blerje ALPEX	-10	-237	-1,208.4	-79	-1,534			
Shitje ALPEX	4,616	3,574	1,418.1	2,250	11,858			
Shitje Ayen Energy Trading					0			
Blerje Ayen Energy Trading					0			
Blerje ABESP Trading					0			
Shitje ABESP Trading					0			
Blerje Energy Commodities					0			
Shitje Energy Commodities					0			
Blerje KESH					0			
Shitje KESH					0			
Blerje EU GREEN	-2,220	-2,770		-1,140	-6,130			
Blerje SPV BLUE 1			-1,635.0	-682	-2,317			
Shitje Ayen AS Energji					0			
Blerje Ayen AS Energji					0			
Blerje DRAGOBIA		-240		-108	-348			
<b>Total transaksione</b>	<b>3,791</b>	<b>397</b>	<b>2,027</b>	<b>3,710</b>	<b>9,817</b>			
20	SOLE24 DOEL SHKUP DEGA NE SHQIPERI	Shkembime Cross-Border	AL-GR Greece - IN	-562	0	0	0	-562
			AL-KS Kosovo - IN	0	0	0	0	0
			AL-ME Monte Negro - IN	-389	-409	-2,184	-488	-3,470
			<b>Total IN</b>	<b>-951</b>	<b>-409</b>	<b>-2,184</b>	<b>-488</b>	<b>-4,032</b>
			AL-GR Greece - OUT	0	6,473	283	398	7,154
		AL-KS Kosovo - OUT	15	0	0	0	15	
		AL-ME Monte Negro - OUT	170	31	48	97	346	
		<b>Total OUT</b>	<b>185</b>	<b>6,504</b>	<b>331</b>	<b>495</b>	<b>7,515</b>	
		Blerje AYEN ENERGY TRADING	-215.45		-776	-1,391	-2,383	
		Shitje AYEN ENERGY TRADING		220			220	
Shitje AYEN AS ENERGJI					0			
Blerje AYEN AS ENERGJI	-60,610.83	-60,567	-33,662	-13,448	-168,288			
Blerje Ereska Solar Park 1					0			



25	EU GREEN ENERGY	Transaksionet e brendshme	Total OUT	0	0	2,076	1,244	3,320
			AL-GR Greece - IN	0	0	0	0	0
			AL-KS Kosovo - IN	-2,468	0	-433	0	-2,901
			AL-ME Monte Negro - IN	-4,512	0	0	0	-4,512
			<b>Total IN</b>	<b>-6,980</b>	<b>0</b>	<b>-433</b>	<b>0</b>	<b>-7,413</b>
			AL-GR Greece - OUT	340	0	0	0	340
			AL-KS Kosovo - OUT	4,516	4,065	2,420	140	11,141
			AL-ME Monte Negro - OUT	869	285	840	280	2,274
			<b>Total OUT</b>	<b>5,725</b>	<b>4,350</b>	<b>3,260</b>	<b>420</b>	<b>13,755</b>
			<b>Prodhimi grupi Balancimit</b>	<b>697,804.86</b>	<b>623,532.36</b>	<b>519,987.27</b>	<b>346,314.34</b>	<b>2,187,638.83</b>
26	KESH sh.a. (Grup Balancimi me Energji Ashta)	Transaksionet e brendshme	Total Prodhim	697,804.86	623,532.36	519,987.27	346,314.34	2,187,638.83
			Konsumi grupi Balancimit	821	723	671	687	2,903
			Blerje Enveri Ashta lok FTL	36,538	31,975	24,112	16,532	109,157
			Shitje FTL	521,982	327,921	437,446	286,473	1,573,822
			Blerje Ayen Energy Trading	-4,800				-4,800
			Shitje Ayen Energy Trading	10,213	29,138	1,550	3,780	44,681
			Blerje Danske Commodities					0
			Shitje Danske Commodities	11,232	2,016	336	4,410	17,994
			Blerje AET					0
			Shitje AET	2,280	40			2,320
27	SUNNY SIDE SHPK (Grup Balancimi me SUNNY SIDE prej Shkurt)	Shkembime Cross-Border	AL-GR Greece - IN	0	0	-290	0	-290
			AL-KS Kosovo - IN	0	0	0	0	0
			AL-ME Monte Negro - IN	-30	-33	-58	0	-121
			<b>Total IN</b>	<b>-30</b>	<b>-33</b>	<b>-58</b>	<b>-290</b>	<b>-411</b>
			AL-GR Greece - OUT	0	6,398	4,521	1,312	12,231
			AL-KS Kosovo - OUT	0	0	0	0	0
			AL-ME Monte Negro - OUT	2		35	1,715	1,752
			<b>Total OUT</b>	<b>2</b>	<b>6,398</b>	<b>4,556</b>	<b>3,027</b>	<b>13,983</b>
			<b>Prodhimi</b>	<b>6,597.72</b>	<b>8,250.79</b>	<b>10,798.84</b>	<b>10,402.17</b>	<b>36,049.52</b>
			<b>Total Prodhim</b>	<b>6,597.72</b>	<b>8,250.79</b>	<b>10,798.84</b>	<b>10,402.17</b>	<b>36,049.52</b>
28	GLOBAL TECHNICAL MECHANICS SHPK	Shkembime Cross-Border	AL-GR Greece - IN	0	0	0	0	0
			AL-KS Kosovo - IN	0	0	0	0	0
			AL-ME Monte Negro - IN	0	0	0	0	0
			<b>Total IN</b>	<b>0</b>	<b>0</b>	<b>0</b>	<b>0</b>	<b>0</b>
			AL-GR Greece - OUT	0	0	0	0	0
			AL-KS Kosovo - OUT	0	0	0	0	0
			AL-ME Monte Negro - OUT	0	0	0	0	0
			<b>Total OUT</b>	<b>0</b>	<b>0</b>	<b>0</b>	<b>0</b>	<b>0</b>
			<b>Prodhimi</b>	<b>363.23</b>				<b>363.23</b>
			<b>Total Prodhim</b>	<b>363.23</b>				<b>363.23</b>
Transaksionet e brendshme	Shitje SUNNY SIDE	365				365.23		
	Shitje EZ-5 ENERGY					-		
	<b>Total transaksione</b>	<b>365.23</b>	<b>0.00</b>	<b>0.00</b>	<b>0.00</b>	<b>365.23</b>		

**Shënime:**

1. Konsumatoret per secilin subjekt ndryshojne cdo muaj ne varesi te kontratave te nenshkruara nga te dyja palet.
2. Shenja (-) eshte perdorur per energjine qe hyn ne rrjeti (blerje + import) ndersa shenja (+) per energjine qe del nga rrjeti (shitje + eksporti).
3. Cdo vlerë e sifershenuar eshte e nominuar - me program (jo faktike me matje).

Burimi: OST sh.a.

**Blerje energji elektrike sipas detyrimit për shërbim publik të vendosur me VKM 456/2022 & 449/2023**

Shoqëria	Periodha	Statusi	Sasia	Çmimi	Vlera	TVSH	Vlera me TVSH
			MWh	Euro/MWh	Euro	Euro	Euro
Janar	01-31.01.2026	Blerje	28,800.00	122.13	3,517,310.40	703,462.08	4,220,772.48
Shkurt	01-28.02.2026	Blerje	-	-	-	-	-
Mars	01-31.03.2026	Blerje	-	-	-	-	-
Prill	01-30.04.2026	Blerje	-	-	-	-	-
<b>TOTALE</b>		<b>Blerje</b>	<b>28,800.00</b>	<b>127.55</b>	<b>3,517,310.40</b>	<b>703,462.08</b>	<b>4,220,772.48</b>

**Blerje**

Shkurt 2026	Kesh sh.a. nuk ka kryer procedura tregtimi, blerje të energjisë elektrike, bazuar në VKM 456/2022 për periudhën Shkurt 2026.
----------------	--

**Blerje**

Mars 2026	Kesh sh.a. nuk ka kryer procedura tregtimi, blerje të energjisë elektrike, bazuar në VKM 456/2022 për periudhën Mars 2026.
--------------	--

**Blerje**

Prill 2026	Kesh sh.a. nuk ka kryer procedura tregtimi, blerje të energjisë elektrike, bazuar në VKM 456/2022 për periudhën Prill 2026.
---------------	---

**Shitje në kushtet e prurjeve**

Shoqëria	Periodha	Statusi	Sasia	Çmimi	Vlera	TVSH	Vlera TVSH
			MWh	Euro/MWh	Euro	Euro	Euro
Janar	01-31.01.2026	Shitje	140,387.00	72.19	10,134,735.28	2,026,947.06	12,161,682.34
Shkurt	01-28.02.2026	Shitje	223,894.00	50.32	11,267,372.01	2,248,851.70	13,516,223.71
Mars	01-31.03.2026	Shitje	52,472.00	59.74	3,134,803.56	607,439.11	3,742,242.67
Prill	01-30.04.2026	Shitje	40,192.00	77.43	3,112,068.90	616,096.98	3,728,165.88
<b>TOTALE</b>		<b>Shitje</b>	<b>456,945.00</b>	<b>60.51</b>	<b>27,648,979.75</b>	<b>5,499,334.85</b>	<b>33,148,314.60</b>

**Burimi : KESH sh.a.**

**Regjistri Kombëtar REMIT Shqipëri**

Vendi	Kodi ECRB	Data	Emri i ligjor	Qyteti	Vepërimitaria
AL	ECRB-AL-20240726-001	2024-07-22	5GX ENERGY	Lushnje	Prodhim   Tregtim
AL	ECRB-AL-20240331-002	2023-03-31	ADA Solar SE	Tiranë	Tregtim
AL	ECRB-AL-20250217-001	2025-02-17	AI EnergyX	Tiranë	Tregtim   Furnizim
AL	ECRB-AL-20240628-001	2024-06-28	AIb Energy Trade	Tiranë	Tregtim   Furnizim
AL	ECRB-AL-20230712-003	2023-07-12	ALBANIA GREEN ENERGY	Tiranë	Tregtim   Furnizim   Prodhim
AL	ECRB-AL-20220216-001	2022-02-16	AlbEap Trading & Consulting	Tiranë	Tregtim   Furnizim
AL	ECRB-AL-20241221-001	2024-12-21	AMAL	Durrës	Prodhim
AL	ECRB-AL-20230331-001	2023-03-31	Assoe Albania	Tiranë	Tregtim
AL	ECRB-AL-20230220-002	2023-02-20	AYEN AS ENERGY	Tiranë	Tregtim   Furnizim
AL	ECRB-AL-20230220-001	2023-02-20	AYEN ENERGY TRADING	Tiranë	Tregtim   Furnizim
AL	ECRB-AL-20231221-001	2023-12-21	Balkan Energy Trade	Tiranë	Tregtim
AL	ECRB-AL-20230712-002	2023-07-12	BAL KAN GREEN ENERGY	Tiranë	Tregtim
AL	ECRB-AL-20230914-001	2023-09-14	C & S ENERGY	Tiranë	Prodhim   Tregtim
AL	ECRB-AL-20240219-001	2024-02-29	Cosmogral	Tiranë	Tregtim   Furnizim
AL	ECRB-AL-20230317-003	2023-03-17	Danske Commodities Albania	Tiranë	Tregtim
AL	ECRB-AL-20250327-002	2025-03-27	DESI A	Durrës	Prodhim   Tregtim
AL	ECRB-AL-20230217-001	2023-02-17	DEVOLL HYDROPOWER	Tiranë	Prodhim   Tregtim   Furnizim
AL	ECRB-AL-20250903-002	2025-09-03	DISHINICA ENERGY	Korçë	Prodhim
AL	ECRB-AL-20230320-001	2023-03-20	DRAGOBA ENERGY	Tiranë	Prodhim   Tregtim   Furnizim
AL	ECRB-AL-20230718-001	2023-07-18	Dufresco Shqipëria	Tiranë	Tregtim
AL	ECRB-AL-20250128-002	2025-01-28	Eanatia Hydropower	Tiranë	Prodhim   Tregtim
AL	ECRB-AL-20251127-002	2025-11-27	ELEKTRO LUBONJA	Korçë	Prodhim
AL	ECRB-AL-20230711-003	2023-07-11	Fanick	Gramsh	Prodhim   Tregtim
AL	ECRB-AL-20220218-002	2022-02-18	ENER TRADE	Tiranë	Tregtim   Furnizim
AL	ECRB-AL-20260114-001	2026-01-14	Enerovia Albania	Tiranë	Tregtim
AL	ECRB-AL-20250716-001	2025-07-16	Energy Commodities	Tiranë	Tregtim   Furnizim
AL	ECRB-AL-20230203-001	2023-02-03	Energy Financing Team Tirana	Tiranë	Tregtim   Furnizim
AL	ECRB-AL-20230207-001	2023-02-07	Energy24	Tiranë	Tregtim   Furnizim
AL	ECRB-AL-20230310-001	2023-03-10	ENSCO Trading (ALBANIA)	Tiranë	Tregtim
AL	ECRB-AL-20230511-002	2023-05-11	ERDA T LIRA	Tiranë	Prodhim   Tregtim
AL	ECRB-AL-20231204-002	2023-12-04	Esaska Solar Park 1	Korçë	Prodhim   Tregtim
AL	ECRB-AL-20250228-001	2025-02-28	EU GREEN ENERGY	Tiranë	Tregtim
AL	ECRB-AL-20230222-001	2023-02-22	EZ-S ENERGY	Tiranë	Tregtim   Furnizim
AL	ECRB-AL-20241211-001	2024-12-11	Favina 1	Korçë	Prodhim
AL	ECRB-AL-20230320-003	2023-03-20	Ferizajesi   Shërbëmit Universal	Tiranë	Furnizim
AL	ECRB-AL-20230317-001	2023-03-17	FURNIZUESI TREGUT TË LIRE	Tiranë	Furnizim
AL	ECRB-AL-20230216-001	2023-02-16	FUTURE ENERGY TRADING AND EXCHANGE DYNAMICS, DEGA NE	Tiranë	Tregtim   Furnizim
AL	ECRB-AL-20230414-001	2023-04-14	G.S.K	Tiranë	Tregtim   Furnizim
AL	ECRB-AL-20230511-001	2023-05-11	GO-SPA POWER	Tiranë	Prodhim
AL	ECRB-AL-20230906-001	2023-09-06	GLOBAL TECHNICAL MECHANICS	Kukës	Prodhim   Tregtim   Furnizim
AL	ECRB-AL-20251007-001	2025-10-07	GREEN VALUE	Korçë	Tregtim   Furnizim
AL	ECRB-AL-20241203-001	2024-12-03	GreenNat Solar Park Ballsh	Ballsh	Prodhim
AL	ECRB-AL-20220105-001	2022-01-05	GSA	Tiranë	Tregtim   Furnizim
AL	ECRB-AL-20260417-001	2026-04-17	GSA Energy	Tiranë	Tregtim   Furnizim
AL	ECRB-AL-20250805-002	2025-08-05	H.K. HEC GRABOVA 2	Tiranë	Prodhim
AL	ECRB-AL-20230914-002	2023-09-14	HEC LLËNGË	Tiranë	Prodhim
AL	ECRB-AL-20230324-001	2023-03-24	Hec-i Bishnica 1,2	Tiranë	Prodhim
AL	ECRB-AL-20230324-002	2023-03-24	Hec-i Tereshit	Gramsh	Prodhim
AL	ECRB-AL-20241223-001	2023-12-22	HYDROALBANIA ENERGJI	Kukës	Prodhim
AL	ECRB-AL-20251106-001	2025-11-06	Hydrocentrali QARR & KALTANJ	Korçë	Prodhim
AL	ECRB-AL-20230620-001	2023-06-20	HYDRO ENERGY SOTIRA	Gramsh	Prodhim   Tregtim
AL	ECRB-AL-20230711-002	2023-07-11	IDRO ENERGIA PULLTA	Durrës	Prodhim   Tregtim
AL	ECRB-AL-2022018-001	2022-01-18	INFO TELECOM	Tiranë	Tregtim
AL	ECRB-AL-20260304-001	2026-03-04	Interenergo D.o.o. - Kosove, Degt e Shoqërisë së Huaj	Tiranë	Tregtim
AL	ECRB-AL-20241121-001	2024-11-21	JUANA	Elbasan	Prodhim
AL	ECRB-AL-20251127-001	2025-11-27	KAMENICA HPP	Korçë	Prodhim
AL	ECRB-AL-20231101-001	2023-11-01	KARAVASTAR SOLAR	Tiranë	Prodhim
AL	ECRB-AL-20220601-001	2022-01-06	Korporata Elektroenergetike Shqiptare	Tiranë	Prodhim
AL	ECRB-AL-20230524-001	2023-05-24	KROI MBRET ENERGJI	Tiranë	Prodhim   Tregtim
AL	ECRB-AL-20230317-002	2023-03-17	KURUM INTERNATIONAL	Tiranë	Prodhim   Tregtim   Furnizim
AL	ECRB-AL-20230323-001	2023-03-23	LATITHEZ INVEST	Kukës, Arditz	Prodhim
AL	ECRB-AL-20230316-001	2023-03-16	LENGARICA & ENERGY	Tiranë	Prodhim   Tregtim
AL	ECRB-AL-20231204-001	2023-12-04	M & K ENERGY TRADING CO	Korçë	Tregtim
AL	ECRB-AL-20250214-001	2025-02-14	M.C. ENERGY GOJAN	Tiranë	Prodhim
AL	ECRB-AL-20250903-001	2025-09-03	MARJAKAJ	Shkodër	Prodhim
AL	ECRB-AL-20260401-001	2026-04-01	MET Albania	Tiranë	Tregtim   Furnizim
AL	ECRB-AL-20240619-001	2024-06-19	MFT ENERGY KOSOVO, Degt e Shoqërisë së Huaj	Tiranë	Tregtim
AL	ECRB-AL-20250624-001	2025-06-24	NAD INVESTMENT	Tiranë	Tregtim   Furnizim
AL	ECRB-AL-20230728-001	2023-07-28	NDA ENERGY TRADE	Tiranë	Tregtim   Furnizim
AL	ECRB-AL-20240704-001	2024-07-04	Novo Solar System	Tiranë	Prodhim
AL	ECRB-AL-20240123-001	2024-01-24	NRG Power	Tiranë	Tregtim   Furnizim
AL	ECRB-AL-20230406-001	2023-04-06	Operatori i Sistemit të Shpërndarjes	Tiranë	Shpërndarje
AL	ECRB-AL-20220225-001	2022-02-25	Operatori i Sistemit të Transmetimit	Tiranë	Transmetim
AL	ECRB-AL-20251106-002	2025-11-06	OSOJA HPP	Mallë	Prodhim
AL	ECRB-AL-20260223-001	2026-02-23	PARISOL	Tiranë	Prodhim
AL	ECRB-AL-20250912-001	2025-09-12	POWER ENERGY	Tiranë	Tregtim
AL	ECRB-AL-20251218-001	2025-12-18	POWER-ELEKTRIK-SLABINJE	Tiranë	Prodhim   Tregtim
AL	ECRB-AL-20230612-001	2023-06-12	PROFINFIT CONSULTING	Tiranë	Tregtim   Furnizim
AL	ECRB-AL-20230411-001	2023-04-11	PROTERGIA ENERGY ALBANIA	Tiranë	Tregtim   Furnizim
AL	ECRB-AL-20260305-002	2026-03-05	REBESOL	Tiranë	Prodhim
AL	ECRB-AL-20210712-001	2021-07-12	reNRGY Trading Group	Tiranë	Tregtim   Furnizim
AL	ECRB-AL-20260112-001	2026-01-12	Revtech Trading	Tiranë	Tregtim
AL	ECRB-AL-20260305-001	2026-03-05	SAMASOL	Fier	Prodhim
AL	ECRB-AL-20250128-001	2025-01-28	SAROLI	Korçë	Prodhim
AL	ECRB-AL-20250729-001	2025-07-29	SELCA ENERGJI	Koplik	Prodhim
AL	ECRB-AL-20260402-001	2026-04-02	SIR ALBANIA	Tiranë	Prodhim
AL	ECRB-AL-20230712-001	2023-07-12	SOLE 24 DOOELSHRUP	Tiranë	Tregtim   Furnizim
AL	ECRB-AL-20250327-001	2025-03-27	SPARBU GJANÇ	Korçë	Prodhim   Tregtim
AL	ECRB-AL-20240202-001	2024-02-02	SPV BLUE 1	Tiranë	Prodhim   Tregtim   Furnizim
AL	ECRB-AL-20250520-001	2025-05-20	SPV BLUE 2	Tiranë	Prodhim   Tregtim   Furnizim
AL	ECRB-AL-20250804-001	2025-08-04	SUNNY SIDE ENERGY	Tiranë	Prodhim   Tregtim
AL	ECRB-AL-20230515-001	2023-05-15	TEDORRI 2003	Tiranë	Prodhim
AL	ECRB-AL-2022018-001	2022-01-18	TRANA INTERNATIONAL DEVELOPMENT	Tiranë	Tregtim
AL	ECRB-AL-20260209-001	2026-02-09	Trans Adriatic Pipeline AG Albania	Tiranë	Transmetim Gazit Natyror
AL	ECRB-AL-20260402-002	2026-04-02	Vivid Power	Tiranë	Tregtim   Furnizim
AL	ECRB-AL-20250805-001	2025-08-05	VOLTON	Tiranë	Tregtim   Furnizim
AL	ECRB-AL-20250425-001	2025-04-25	WONDER POWER	Beut	Prodhim   Tregtim
AL	ECRB-AL-20240607-001	2024-06-07	Yldirim Energy Europe Albania	Tiranë	Tregtim   Furnizim
AL	ECRB-AL-20260317-001	2026-03-17	ZENINA	Tiranë	Prodhim

Burimi: ERE

**Të dhënat për Tregun e Diçës në Avancë (DAM)**

Zona e Ofertimit të Shqipërisë			
Periudha	Volumet (MWh)	Faturimi Blerje-Shitje (€)	Cmimi Mesatar (€)
Janar 2025	60,388.70	€ 1,783,114	€ 146.43
Janar 2026	121,158.25	€ 16,288,543	€ 93.54
<b>Ndryshimi (%)</b>	<b>100.63%</b>	<b>-8.69%</b>	<b>-36.11%</b>

Periudha	Volumet (MWh)	Faturimi Blerje-Shitje (€)	Cmimi Mesatar (€)
Shkurt 2025	54,783.98	€ 1,782,822	€ 162.81
Shkurt 2026	126,762.89	€ 14,241,277	€ 58.87
<b>Ndryshimi (%)</b>	<b>131.36%</b>	<b>-19.32%</b>	<b>-63.84%</b>

Periudha	Volumet (MWh)	Faturimi Blerje-Shitje (€)	Cmimi Mesatar (€)
Mars 2025	52,646.31	€ 10,209,812	€ 108.79
Mars 2026	104,526.48	€ 15,099,202	€ 96.89
<b>Ndryshimi (%)</b>	<b>98.54%</b>	<b>47.97%</b>	<b>-10.84%</b>

Periudha	Volumet (MWh)	Faturimi Blerje-Shitje (€)	Cmimi Mesatar (€)
Prill 2025	70,549.38	€ 10,004,035.69	€ 90.74
Prill 2026	118,314.69	€ 13,192,718.05	€ 84.59
<b>Ndryshimi (%)</b>	<b>67.90%</b>	<b>31.87%</b>	<b>-6.78%</b>

Volumet totale/Faturimet Totale/Cmimet mesatare Zona e ofertimit Shqipëri			
Periudha	Faturimet totale/Blerjet-Shitjet në €	Cmimi mesatar (€/MWh)	Volumet Totale
<b>4 majori 2025</b>	<b>55,699,783</b>	<b>127.19</b>	<b>238,368.32</b>
Janar 2026	16,288,543	93.54	121,158.26
Shkurt 2026	14,241,277	58.87	126,762.89
Mars 2026	15,099,202	96.89	104,526.48
Prill 2026	13,192,718	84.59	118,314.69
<b>4 majori 2026</b>	<b>58,821,740</b>	<b>83.47</b>	<b>470,762.32</b>

Bashkimi i Tregjeve të Diçës në Avancë Shqipëri-Kosovë-Volumet në (MWh)						
Periudha	Urdhërporsi Blerje	Urdhërporsi Shitje	Totali i Tregtimeve	Tregtime (pa transaksionet ndërkufitare)	Eksport nga Shqipëria	Import në Shqipëri
Janar 2025	178,152.71	152,848.13	115,264.30	100,839.97	10,908.46	3,534.87
Janar 2026	262,799.83	368,521.57	244,160.83	186,967.58	50,524.93	6,668.31
Shkurt 2025	169,930.36	131,591.14	97,884.56	82,734.45	13,965.42	1,184.69
Shkurt 2026	247,097.01	419,360.01	250,420.70	197,439.91	49,157.86	3,822.93
Mars 2025	173,269.89	166,366.16	108,600.66	96,006.39	5,496.03	7,098.24
Mars 2026	211,007.93	328,610.70	215,929.22	165,316.69	47,398.74	3,213.79
Prill 2025	193,904.19	203,625.50	141,295.54	127,831.47	8,787.88	4,676.19
Prill 2026	234,425.20	363,899.30	245,582.33	190,103.16	51,035.59	4,443.58
<b>Progressive 4 mujori Viti 2025</b>	<b>716,283.15</b>	<b>654,430.93</b>	<b>463,045.06</b>	<b>407,393.28</b>	<b>39,157.79</b>	<b>16,493.99</b>
<b>Progressive 4 mujori Viti 2026</b>	<b>955,329.97</b>	<b>1,480,381.58</b>	<b>956,093.08</b>	<b>739,827.34</b>	<b>198,117.12</b>	<b>18,148.61</b>

**Të dhënat për Tregun brenda së Njëjës Diçë (IDA)**

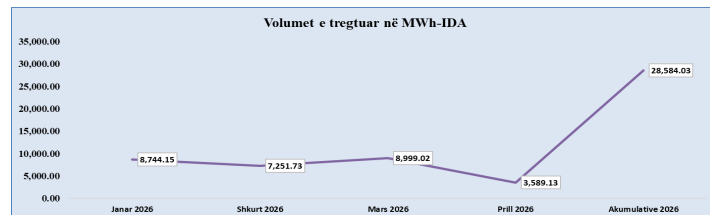
Tregjet e ALPEX-it të Ankadave Brenda së Njëjës Diçë - IDA		
Periudha	Cmimi (€)	Volumet (MWh)
Janar 2025	€ 205.63	794.33
Janar 2026	€ 82.57	8,744.15

Periudha	Volumet (MWh)	Cmimi mesatar (€/MWh)
Shkurt 2025	490.33	€ 159.09
Shkurt 2026	7,251.73	€ 62.06

Periudha	Volumet (MWh)	Cmimi Mesatar (€/MWh)
Mars 2025	195.05	€ 60.71
Mars 2026	8,999.02	€ 90.60

Periudha	Volumet (MWh)	Cmimi Mesatar (€/MWh)
Prill 2025	195.05	€ 60.71
Prill 2026	3,589.13	€ 90.60

Volumet totale të tregtuar bashkimi tregjesh Shqipëri-Kosovë në MWh-IDM							
Periudha	CRIDA-1	CRIDA-2	CRIDA-3	Cmimi mesatar mujor 2026 (€/MWh)	Cmimi mesatar mujor 2025 (€/MWh)	Total IDM 4 mujor 2026	Total IDM 4 mujor 2025
Janar 2026	4,253.07	3,887.32	603.76	82.57	205.63	8,744.15	794.33
Shkurt 2026	4,941.11	1,708.81	601.81	62.06	159.09	7,251.73	490.33
Mars 2026	7,431.64	317.93	1,249.45	90.6	125.65	8,999.02	357.53
Prill 2026	3,274.04	139.04	176.05	90.6	60.71	3,589.13	195.05
<b>4 majori 2026</b>	<b>19,899.86</b>	<b>6,053.10</b>	<b>2,631.07</b>	<b>81.46</b>	<b>137.77</b>	<b>28,584.03</b>	<b>1,837.24</b>



Burimi: ALPEX sh.a